

Thurrock - An ambitious and collaborative community which is proud of its heritage and excited by its diverse opportunities and future

Cleaner, Greener and Safer Overview and Scrutiny Committee

The meeting will be held at **7.00 pm** on **6 February 2020**

Committee Room 1, Civic Offices, New Road, Grays, Essex, RM17 6SL

Membership:

Councillors John Kent (Chair), Allen Mayes (Vice-Chair), Mike Fletcher, Garry Hague, Angela Lawrence and Elizabeth Rigby

Substitutes:

Councillors John Allen, Terry Piccolo, Sue Shinnick, David Van Day and Lynn Worrall

Agenda

Open to Public and Press

	Page
1. Apologies for Absence	
2. Minutes	5 - 14
To approve as a correct record the minutes of the Cleaner, Greener and Safer Overview and Scrutiny Committee meeting held on 3 October 2019.	
3. Items of Urgent Business	
To receive additional items that the Chair is of the opinion should be considered as a matter of urgency, in accordance with Section 100B (4) (b) of the Local Government Act 1972.	
4. Declaration of Interests	
5. Violence Against Women and Girls Strategy Report	15 - 58
6. Fees and Charges Pricing Strategy 2020/21	59 - 82

- | | | |
|-----------|--|------------------|
| 7. | Air Quality & Health Strategy and Modelling Assessment Update | 83 - 116 |
| 8. | Recycling for Communal Buildings | 117 - 126 |
| 9. | Work Programme | 127 - 128 |

Queries regarding this Agenda or notification of apologies:

Please contact Jenny Shade, Senior Democratic Services Officer by sending an email to Direct.Democracy@thurrock.gov.uk

Agenda published on: **29 January 2020**

Information for members of the public and councillors

Access to Information and Meetings

Members of the public can attend all meetings of the council and its committees and have the right to see the agenda, which will be published no later than 5 working days before the meeting, and minutes once they are published.

Recording of meetings

This meeting may be recorded for transmission and publication on the Council's website. At the start of the meeting the Chair will confirm if all or part of the meeting is to be recorded.

Members of the public not wishing any speech or address to be recorded for publication to the Internet should contact Democratic Services to discuss any concerns.

If you have any queries regarding this, please contact Democratic Services at Direct.Democracy@thurrock.gov.uk

Guidelines on filming, photography, recording and use of social media at council and committee meetings

The council welcomes the filming, photography, recording and use of social media at council and committee meetings as a means of reporting on its proceedings because it helps to make the council more transparent and accountable to its local communities.

If you wish to film or photograph the proceedings of a meeting and have any special requirements or are intending to bring in large equipment please contact the Communications Team at CommunicationsTeam@thurrock.gov.uk before the meeting. The Chair of the meeting will then be consulted and their agreement sought to any specific request made.

Where members of the public use a laptop, tablet device, smart phone or similar devices to use social media, make recordings or take photographs these devices must be set to 'silent' mode to avoid interrupting proceedings of the council or committee.

The use of flash photography or additional lighting may be allowed provided it has been discussed prior to the meeting and agreement reached to ensure that it will not disrupt proceedings.

The Chair of the meeting may terminate or suspend filming, photography, recording and use of social media if any of these activities, in their opinion, are disrupting proceedings at the meeting.

Thurrock Council Wi-Fi

Wi-Fi is available throughout the Civic Offices. You can access Wi-Fi on your device by simply turning on the Wi-Fi on your laptop, Smartphone or tablet.

- You should connect to TBC-CIVIC
- Enter the password **Thurrock** to connect to/join the Wi-Fi network.
- A Terms & Conditions page should appear and you have to accept these before you can begin using Wi-Fi. Some devices require you to access your browser to bring up the Terms & Conditions page, which you must accept.

The ICT department can offer support for council owned devices only.

Evacuation Procedures

In the case of an emergency, you should evacuate the building using the nearest available exit and congregate at the assembly point at Kings Walk.

How to view this agenda on a tablet device



You can view the agenda on your [iPad](#), [Android Device](#) or [Blackberry Playbook](#) with the free modern.gov app.

Members of the Council should ensure that their device is sufficiently charged, although a limited number of charging points will be available in Members Services.

To view any “exempt” information that may be included on the agenda for this meeting, Councillors should:

- Access the modern.gov app
- Enter your username and password

DECLARING INTERESTS FLOWCHART – QUESTIONS TO ASK YOURSELF

Breaching those parts identified as a pecuniary interest is potentially a criminal offence

Helpful Reminders for Members

- *Is your register of interests up to date?*
- *In particular have you declared to the Monitoring Officer all disclosable pecuniary interests?*
- *Have you checked the register to ensure that they have been recorded correctly?*

When should you declare an interest *at a meeting*?

- **What matters are being discussed at the meeting?** (including Council, Cabinet, Committees, Subs, Joint Committees and Joint Subs); or
- If you are a Cabinet Member making decisions other than in Cabinet **what matter is before you for single member decision?**



Does the business to be transacted at the meeting

- relate to; or
- likely to affect

any of your registered interests and in particular any of your Disclosable Pecuniary Interests?

Disclosable Pecuniary Interests shall include your interests or those of:

- your spouse or civil partner's
- a person you are living with as husband/ wife
- a person you are living with as if you were civil partners

where you are aware that this other person has the interest.

A detailed description of a disclosable pecuniary interest is included in the Members Code of Conduct at Chapter 7 of the Constitution. **Please seek advice from the Monitoring Officer about disclosable pecuniary interests.**

What is a Non-Pecuniary interest? – this is an interest which is not pecuniary (as defined) but is nonetheless so significant that a member of the public with knowledge of the relevant facts, would reasonably regard to be so significant that it would materially impact upon your judgement of the public interest.

Pecuniary

If the interest is not already in the register you must (unless the interest has been agreed by the Monitoring Officer to be sensitive) disclose the existence and nature of the interest to the meeting

If the Interest is not entered in the register and is not the subject of a pending notification you must within 28 days notify the Monitoring Officer of the interest for inclusion in the register

Unless you have received dispensation upon previous application from the Monitoring Officer, you must:

- Not participate or participate further in any discussion of the matter at a meeting;
- Not participate in any vote or further vote taken at the meeting; and
- leave the room while the item is being considered/voted upon

If you are a Cabinet Member you may make arrangements for the matter to be dealt with by a third person but take no further steps

Non- pecuniary

Declare the nature and extent of your interest including enough detail to allow a member of the public to understand its nature



You may participate and vote in the usual way but you should seek advice on Predetermination and Bias from the Monitoring Officer.

Our Vision and Priorities for Thurrock

An ambitious and collaborative community which is proud of its heritage and excited by its diverse opportunities and future.

1. **People** – a borough where people of all ages are proud to work and play, live and stay
 - High quality, consistent and accessible public services which are right first time
 - Build on our partnerships with statutory, community, voluntary and faith groups to work together to improve health and wellbeing
 - Communities are empowered to make choices and be safer and stronger together

2. **Place** – a heritage-rich borough which is ambitious for its future
 - Roads, houses and public spaces that connect people and places
 - Clean environments that everyone has reason to take pride in
 - Fewer public buildings with better services

3. **Prosperity** – a borough which enables everyone to achieve their aspirations
 - Attractive opportunities for businesses and investors to enhance the local economy
 - Vocational and academic education, skills and job opportunities for all
 - Commercial, entrepreneurial and connected public services

Minutes of the Meeting of the Cleaner, Greener and Safer Overview and Scrutiny Committee held on 3 October 2019 at 7.00 pm

Present: Councillors John Kent (Chair), Allen Mayes (Vice-Chair), Mike Fletcher, Angela Lawrence and Elizabeth Rigby

Apologies: Councillor Garry Hague

In attendance: Julie Rogers, Director of Environment and Highways
Dulal Ahmed, Housing Enforcement Manager
Jahur Ali, Recreation and Leisure Manager
Phil Carver, Strategic Lead Enforcement and Community Protection
Michelle Cunningham, Thurrock Community Safety Partnership Manager
Jenny Shade, Senior Democratic Services Officer

Before the start of the Meeting, all present were advised that the meeting may be filmed and was being recorded, with the audio recording to be made available on the Council's website.

40. Minutes

The minutes of the Cleaner, Greener and Safer Overview and Scrutiny Committee held on 4 July 2019 were approved as a correct record.

41. Items of Urgent Business

There were no items of urgent business.

42. Declaration of Interests

Councillor Lawrence declared a non-pecuniary interest in relation to Item 7 – Report of Park Improvement Programme Update, Appendix 1, as the Horndon Rec was her local park.

43. Thurrock Community Safety Partnership Update

Michelle Cunningham, Community Safety Partnership Manager, updated Members on the performance, both qualitative and quantitative, of the Thurrock Community Safety Partnership in 2018/19 and provided an insight into the priorities for the Partnership for 2019/20.

Councillor Mayes queried the funding for Neighbourhood Watch and questioned why the Neighbourhood Watch Coordinator had been told that no

further funding would be available. Michelle Cunningham stated that funding of £2800 had been given to the scheme last year for road signs. That a further bid had been made for signs but it had become apparent that not all previously funded signs had been put up so it had now been agreed that funding would be provided for each watch as and when signs were required and this would continue to be scrutinised by the Community Safety Partnership.

Councillor Fletcher referred to the increases in the victim based crime and acknowledged that the Police were doing a great job but asked what the community could be doing to assist. Michelle Cunningham stated that the Police were undertaking stop and search which had increased the possession of weapon figures and stated that the figures for burglary were falling. There was a volunteer community conference being held with workshops on gangs, four evening meetings would be held with CVS across the borough to include local forums and the community, work had been carried out with Grays Riverside, Chafford Hundred Community Church and funds had been provided to the Youth Cabinet as knife crime had been raised by them as a priority.

Councillor Fletcher stated that more work should be undertaken within schools. Michelle Cunningham stated that the uptake with schools had been slow. She had attended a head teachers briefing to discuss the draft protocol development for schools and for exclusions. That there was plenty of work being undertaken that was not costly but required the schools to take up these opportunities.

Councillor J Kent queried with Michelle Cunningham what the community event was. Michelle Cunningham stated it was the Community CVS Conference held at Orsett Hall on the 7 October. Councillor J Kent asked whether any Member were aware of the event.

Councillor Rigby questioned whether the community support officer had been introduced before or after the last figures had been released. Michelle Cunningham stated that the figures were published up to the end of March 2019, the Town Centre Policing Teams started in July 2019 with work underway to look at the impact that they had made. Councillor Rigby asked when these figures would be available which would identify if there had been a decrease in crime. Julie Rogers stated she had met with the Police this week who had agreed to undertake a campaign which would identify the output of their work and this would be released shortly.

Councillor Lawrence questioned whether there was any evidence of offenders having mental health related issues that had been a contributing factor to the crime figures. Michelle Cunningham stated that contact could be made with the Youth Offending Service who would have this information.

Councillor Lawrence stated that more help should be available in schools as there was only so much a teacher could do and questioned whether there could be some form of counselling at schools that pupils could attend.

Michelle Cunningham stated that Children Services would deal with the schools needs for mental health concerns and the schools wellbeing service had just started and had come into place. That every school would be completing a Needs Assessment around mental health and action plans would be worked on throughout the year. Michelle Cunningham stated that she had met with POWER who worked across Essex who dealt with referrals from 8 to 13 year olds which was an early offer of help. Also work was being undertaken with the Educational Welfare Officers looking at those children not attending school due to their own or their parent's mental health and confirmed that a lot of work was being undertaken by Children's Services.

Councillor J Kent stated that mental health was an important issue and questioned the recommendation that had been asking Members to recognise the links that had been made to the Thurrock Health and Wellbeing Strategy but asked what those links were and where those links had been identified in the report. Michelle Cunningham stated that more links were being made with Julie Rogers now a member on the Health and Wellbeing Board where this report and a report on gangs would be presented. That the Director of Public Health would be preparing an annual report this year focusing on gangs. That work had been undertaken on the cross links and priorities and there had been a lot of cross over especially within the parks to ensure access to all open areas. Julie Rogers stated the report had made reference to the change of objective and stated in her role on the Health and Wellbeing Board had seen similar links, especially around mental health, where these had been picked up and would take this point away to ensure that closer links were referred to in future overview and scrutiny reports.

Councillor Fletcher asked for more evidence that teams were working across departments to ensure that all issues were addressed. Julie Rogers stated that in the work streams undertaken all considerations were taken into account and would ensure that greater references of any conversations between teams were made in future reports.

Councillor Fletcher stated it would be good to see more evidence of teams working together across departmental boundaries that address these issues. Michelle Cunningham stated that this was already happening in the Youth Offending Service.

Councillor J Kent stated that any crime, especially violent crime, would need a public health approach to be undertaken to resolve it. Councillor J Kent referred to the evidence from Glasgow where the public health approach had been undertaken which had driven down crime against the national trend and stated his disappointment that the Council were not moving in the same direction. Councillor J Kent referred to the figures of the Violence against a Person that worked out to 15 a day in Thurrock and questioned what the success would look like next year in regards to the safety partnership.

Michelle Cunningham stated that no target had been set for measuring violent crime with the decrease in the number being the target but would need to be based on like for like measurements which it currently was not. That the

Director of Public Health would be writing a report on gangs and looking at plans on going forward.

Councillor J Kent stated he was not confident that links had been made to Thurrock's Health and Wellbeing Strategy and requested that an update report be presented at the 6 February 2020 committee. Members agreed.

RESOLVED:

- 1. That Cleaner, Greener and Safer Overview and Scrutiny Committee noted the performance of the Thurrock Community Safety Partnership for the year 2018/19**
 - 2. That Cleaner, Greener and Safer Overview and Scrutiny committee supported the four priorities of the Community Safety Partnership for the year 2019/20, which are:**
 - Tackling Offending**
 - Violence and Vulnerability**
 - Local Community and Visibility**
 - Counter Extremism and Terrorism**
 - 3. That Cleaner, Greener and Safer Overview and Scrutiny Committee were not confident that links had been made to Thurrock's Health and Wellbeing Strategy and requested that an update report be presented at the 6 February 2020 committee.**
 - 4. That Cleaner, Greener and Safer Overview and Scrutiny Committee recognised the requirement to work collaboratively across Essex on the Police and Fire Crime Commissioners Violence and Vulnerability framework.**
- 44. Linford Household Waste & Recycling Centre - Site Redevelopment update**

Julie Rogers, Director of Environment and Highways, provided Members with the current status of the redevelopment project at the Linford Household Waste and Recycling Centre.

Councillor J Kent thanked Julie Rogers for the report.

Councillor Mayes stated his concern that not having a temporary solution in place may increase fly-tipping rates.

Councillor Lawrence questioned whether the contractors would be thoroughly checked. Julie Rogers stated that the Council followed a Procurement Regulation Process.

Councillor Lawrence questioned whether the £2.6m was the final amount or was there a contingency fund. Julie Rogers clarified that the total figure was a

£3.6m allocation, there were two Cabinet reports agreeing the total figure. Julie Rogers agreed and assured Members that she would look at the temporary solution with the contractors, there were a number of opportunities, as outlined in the report being considered.

Councillor J Kent stated his concern that the report implications had been signed off but the potential project costs could be out by nearly 50%. Julie Rogers apologised to the Chair, she had identified an error and sought clarification from Finance Colleagues, after papers were published. She assured that this would be addressed with the officer concerned.

Councillor Lawrence asked whether local companies and local labourers could be involved in the project. Julie Rogers stated that this was a specialist field and until the procurement stage had been completed it would not be known which companies had submitted proposals.

Councillor J Kent questioned what consultation had been undertaken with Ward Members. Julie Rogers stated that Ward Members had attended a consultation session and were given the opportunity to look and engage on the project.

Councillor J Kent asked that Ward Members be contacted again so that they were given the opportunity to have a say on the potential temporary solution. Julie Rogers agreed to arrange this.

Councillor J Kent commented that the Permit Scheme seemed to be making it harder for residents to access the site and questioned whether the scheme could be reviewed. Julie Rogers updated Members on the reasons why the Permit Scheme had been introduced and commented the scheme had removed a lot of trade waste being taken onto the site, a reduction in van size fly-tips had been seen, that said a review could be considered with the new site.

RESOLVED

That the Cleaner Greener and Safer Overview and Scrutiny Committee noted the report.

45. Park Improvement Programme Update

Jahur Ali, Recreation and Leisure Services Manager, updated Members on the progress made to the parks, play and open spaces in Thurrock. The Park Improvement Programme had identified 11 priority parks across the borough that required investment over a three year period and referred Members to Appendix 1, the Park Improvement Phase 1 Timeline. Jahur Ali also referred Members to the two objectives of the programme and stated the approach taken for each site would be different but had welcomed the engagement from Friends of Thurrock Parks, community forums and the wider public.

Councillor Lawrence asked if there was a set budget for each park. Jahur Ali stated there was an overall budget but the amount spent on each park would be different, due to the size and different equipment at each site and confirmed that residents had been given the opportunity to have their say on the parks delivered so far and would get a chance to input on the future projects..

Councillor Lawrence stated that the £75,000 spent on Horndon Rec seemed a lot of money and had received comments that residents were unhappy that the play area had not been fenced off which now allowed dogs to foul in that area. Councillor Lawrence stated that if the budget had been scheduled and budgeted better the residents of Horndon Rec could have got what they deserved. Jahur Ali stated that a launch event had taken place with over 70 residents attending who had welcomed the park. He advised that residents had not been told that the fence could not be replaced around the play area. Jahur Ali informed Members that play equipment was very expensive to purchase and had been fitted to British Standard. Julie Rogers, Director of Environment and Highways stated that there were few providers, cost of play equipment was expensive and there are strict procurement rules in place, it should be remembered that when purchasing play equipment, safety was paramount.

Councillor Fletcher stated his concern that the timescales to improve lighting at these parks was only at procurement stage and questioned whether this should have been anticipated better to get the lighting sorted before going into the winter months. Jahur Ali stated that long term impact and costs were being assessed prior to installing LED solar lighting. The contractor was being verified and rapid work to install these lights would continue into parks.

Councillor Rigby questioned when the others parks in the borough would be rolled out. Jahur Ali stated that the 11 parks on Appendix A would be rolled out with existing funding. Capital bids were being made for other parks, the outcome would be known in February 2020.

Councillor Mayes questioned whether different spends had been allocated to each park and had the money been distributed to accommodate all the 11 parks. Jahur Ali stated that there was a provisional budget for all 11 parks and spends were dependent on the size and the equipment required.

Councillor Mayes asked for clarification that there would be enough budget for each of the 11 sites. Julie Rogers advised that initially funding was spent in all parks to replace broken and missing equipment, she also confirmed that there was funding available for all 11 parks. Each park was different in size and some had equipment which could remain, others needed all new equipment. Officers were working with park groups and forums to inform the overall design and scope of work required. In some cases groups were bidding for funding, in some cases this required match funding and the Council were supporting groups in this way to ensure the funding was maximised.

Councillor Lawrence invited Officers to attend the Horndon Rec forum.

RESOLVED

That the Cleaner Greener and Safer Overview and Scrutiny Committee noted the progress of the Parks Improvement Programme.

46. CCTV Public Identification Policy

Dulal Ahmed, Housing Enforcement Manager, presented the report that outlined the benefits of implementing a policy to tackle resident priorities such as Anti-Social Behaviour, fly tipping, criminal damage and public nuisance as CCTV was a powerful tool for addressing crime. Members were also referred to the legislation providing the Council with the powers to take formal action under its Enforcement Policy.

Councillor Lawrence thanked the Officers for the good report and questioned how officers could be certain that the persons were under the age of 18 years old. Dulal Ahmed stated that individuals would be identified first before any images were released, with photos only be released as a last resort as there were other methods that could be used to identify an individual. Work would be undertaken with the Children and Adult Services but the CCTV would be used for more serious offences such as fly-tipping where the driver of that vehicle would more likely be over the age of 18 years old.

Councillor Lawrence stated the Pro-Forma Checklist was very lengthy and had any thoughts be made to shorten the document. Dulal Ahmed stated the Checklist would need to be completed for each request to ensure the necessary safeguards were in place.

Councillor Lawrence questioned what would happen if a photo was released of an under 18 year old. Dulal Ahmed stated residents were encouraged to report and each individual would be investigated with information received being passed onto the relevant Council's enforcement teams to follow up. Any suspect being identified in the process of released CCTV images would be interviewed under the Police and Criminal Evidence Act 1984 code of practice.

Councillor Fletcher stated the process for approval looked lengthy and questioned how long the process would take and the effectiveness of it. Dulal Ahmed stated that this would depend on the methods used but the release of an image would be the last resort. Phil Carver, Strategic Lead Enforcement and Community Protection, stated that there were statutory times allowed for offenders to be investigated and proceedings to commence of the criminal act being complained of.

Councillor Fletcher questioned whether this policy had been used at other authorities and whether they had experienced any challenges. Phil Carver stated the policy had been used at his previous employment and there had been no issues.

Councillor Mayes questioned whether the Council could be sued for publishing images of persons under the age of 18 years old. Julie Rogers stated that if there was significant evidence that a person was under the age of 18 the image would not be used and that every precaution would be undertaken with the appropriate checks being carried out by the Council's Legal Team.

Councillor J Kent asked for assurance that the images would be used to help identify suspects and not be used to name and shame.

Councillor J Kent referred to recommendation 1.2 and where on the Council's website would the images be published. Dulal Ahmed stated this would be controlled through the Communications Team and sit within the normal Council platforms.

Councillor J Kent questioned whether there had been thoughts of using facial recognition software. Dulal Ahmed stated this software had not been considered as yet but could not be ruled out for use in the future.

The Chair requested that an update report be brought back to committee in six months' time.

RESOLVED

- 1. That the Cleaner Greener and Safer Overview and Scrutiny Committee noted and commented on the implementation of a Public Identification CCTV policy for enforcement purposes.**
- 2. That the Cleaner Greener and Safer Overview and Scrutiny Committee note that images would be released in local publications and on the internet including the Council's website.**
- 3. That the Cleaner Greener and Safer Overview and Scrutiny Committee agreed that an Update Report should be brought back in six months' time.**

47. Verbal Update: Bin Collection Key Performance Indicator

Julie Rogers, Director of Environment and Highways, stated the target for the Key Performance Indicator for Bin Collections had continued to improve with the current year's performance at 99.45%, the highest figure in five years.

Councillor Fletcher requested that recycling Key Performance Indicators should be taken into consideration.

Councillor Lawrence asked for an update on whether the stickers to bins would be renewed. Julie Rogers stated that a pilot was being carried out in communal bin stores where new imagery was being used to identify which bins residents should use. This pilot, so far is proving to be successful and discussions had taken place at the Waste Management Working Group. Julie

Rogers stated the 41% target was challenging as currently Thurrock were achieving a 37% recycling rate, which had remained consistent for the last 3-4 years.

Councillor J Kent stated that the performance rates should be recognised and for those men and women that undertook this job to be commended for the work that they undertake and requested that this message be passed back to them. Julie Rogers thanked the Chair and stated that this message would be included in the next Directorates monthly newsletter.

48. Work Programme

Members discussed the work programme and agreed:

Add the Land Strategy report to the 5 December 2019 committee.

Remove the Waste Vision and Strategy 2020-2030 report from the 5 December 2019 committee and add to the 6 February 2020 committee.

Add the Thurrock Community Safety Partnership Update report to the 6 February 2020 committee.

Add the CCTV Public Identification Policy report to the first item of the 2020/21 municipal year work programme.

The meeting finished at 8.30 pm

Approved as a true and correct record

CHAIR

DATE

**Any queries regarding these Minutes, please contact
Democratic Services at Direct.Democracy@thurrock.gov.uk**

This page is intentionally left blank

6 February 2020		ITEM: 5
Cleaner, Greener and Safer Overview and Scrutiny Committee		
Violence Against Women and Girls Strategy Report		
Wards and communities affected: All	Key Decision: N/A	
Report of: Michelle Cunningham, Thurrock Community Safety Partnership Manager		
Accountable Assistant Director: Daren Spring, Assistant Director Street Scene and Leisure		
Accountable Director: Julie Rogers, Director of Environment and Highways		
This report is Public		

Executive Summary

This report provides Overview and Scrutiny Committee with an update on the areas of work associated with the Thurrock Violence Against Women and Girls (VAWG) Strategy 2017-2020 and the proposed priorities for the refreshed strategy commencing March 2020-2023.

We know that the impact of VAWG are far reaching and can be seen across a wide range of council services, including community safety, education, housing, employment and health. This is not a one agency solution, it will require many to help change this trend. Whilst this strategy is focused on the needs of women and girls as a deliberate response to the disproportionate impact of the crimes of domestic and sexual violence and abuse on them, it also fully recognises and responds to the fact that men are victims of these crimes too. Similarly, it recognises that not all perpetrators are men.

The Thurrock Community Safety Partnership is committed to meeting the needs of both women and men by tackling all forms of exploitation and abuse across Thurrock and by delivering protection and legal redress for all

1. Recommendation(s)

- 1.1 **Agree the vision of the VAWG strategy for 2020-2023 'Making VAWG Everyone's Business - Protecting residents of all genders by working in partnership to prevent and respond to VAWG crimes and associated behaviours'.**

1.2 Request that members champion the VAWG agenda and raise the profile of the services that are available to Thurrock residents.

2. Introduction and Background

National & Local Framework

- 2.1 The role of local authorities in the prevention of crime and disorder became a legal requirement under section 17 of the Crime and Disorder Act 1998. To meet this obligation, Community Safety Partnerships (as they are now known) were created, ensuring that the named 'responsible authorities' worked together on a statutory basis. Locally the VAWG work stream is a priority of Thurrock Community Safety Partnership and is delivered by the Thurrock VAWG Strategic Governance Group.
- 2.2 VAWG has multiple and long lasting impact on victims as well as society as a whole. The latest figures from the Crime Survey for England and Wales show little change in the prevalence of domestic abuse in recent years. In the year ending March 2019, an estimated 2.4 million adults aged 16 to 74 years experienced domestic abuse (1.6 million women and 786,000 men). A higher percentage of adults experienced abuse carried out by a partner or ex-partner (4.2%) than by a family member (2.0%).¹
- 2.3 Women aged 20 to 24 years were more likely to be victims of any domestic abuse in the last year than women aged above 25 years. Adults who were separated or divorced were more likely to have experienced domestic abuse compared with those who were married or civil partnered, cohabiting, single or widowed. Adults who lived in urban areas were more likely to have experienced domestic abuse in the last year (6.0%) than those who lived in rural areas (4.2%). In 75% of the domestic abuse-related crimes recorded by the police in the year ending March 2019, the victim was female.²
- 2.4 Around 2 women are killed every week in England and Wales by a current or former partner³. It is estimated that 4.3 million suffer domestic abuse over their lifetime, 1.2 million women suffer domestic abuse each year and 3.4 million women are victims of sexual violence over their lifetime.

¹ Office of National Statistics: Domestic abuse in England and Wales overview: November 2019
Domestic abuse victim characteristics, England and Wales: year ending March 2019

² Office for national statistics: Domestic abuse victim characteristics, England and Wales: year ending March 2019

³ Office for national statistics (2016) Compendium – Homicide (average taken over 10 years)

- 2.5 Thurrock Council have approved and implemented two VAWG strategies, the first in 2012, and the second in 2017 using the United Nations VAWG definition 'violence that is directed at a woman disproportionately' this includes a wide range of abusive behaviours including physical, sexual, financial, emotional and psychological abuse.⁴ The Thurrock strategy covers the following forms of VAWG: Sexual violence, abuse and exploitation, Stalking, Sexual harassment, Modern day slavery and human trafficking, Domestic violence and abuse, Female genital mutilation (FGM), Forced marriage and so called 'Honour' based abuse. Both strategies have been aligned to support the outcomes of countywide partnership agreements such as the Southend, Essex and Thurrock Domestic Abuse Board (SETDAB), the delivery of the Board's "Joint Commissioning Strategy for Domestic Abuse, 2015-20" as well as the Police Fire and Crime Commissioner's (PFCC) Police and Crime Plan 2016-2020 and Essex Police Crime Prevention Strategy 2018-2021.
- 2.6 Domestic Homicide Reviews (DHRs) were established on a statutory basis through the Domestic Violence, Crime and Victims Act (2004). A DHR is a multi-agency review of the circumstances in which the death of a person aged 16 or over has, or appears to have, resulted from violence, abuse, or neglect by a person to whom they were related or with whom they were, or had been, in an intimate personal relationship, or a member of the same household as themselves. They are also undertaken where a victim took their own life (suicide) and the circumstances give rise to concern, for example it emerges that there was coercive controlling behaviour in the relationship. Section 9 of the Act came into force on 13 April 2011 which requires Community Safety Partnerships (CSPs) to undertake a DHR following a domestic homicide that meets the criteria set. Within Southend, Essex and Thurrock (SET) it was agreed that this process would be centralised and coordinated by the SET Domestic Abuse team, commencing July 2017.
- 2.7 The number of people killed as a result of domestic violence in the UK is at its highest level in five years. In 2018, 173 people were killed in domestic violence-related homicides, an increase of 32 deaths on 2017. In England and Wales, between April 2014 and March 2017, around three-quarters of victims of domestic killings by a partner, ex-partner or family member were women, while suspects are predominantly male. Whilst both men and women are killed by domestic violence, the vast majority of victims are women.⁵ Between March 2016 and the year ending March 2018, 74% of victims of domestic homicide were female compared with 13% of victims of non-domestic homicide.⁶ Since the introduction of this legislation, Thurrock have not had to conduct a DHR. However the Community Safety Partnership continue to learn from the reviews that have already been published, nationally and across Essex.

⁴ United Nations (1992) CEDAW General Recommendation No 19

⁵ <https://www.bbc.co.uk/news/uk-49459674>

⁶ Domestic abuse victim characteristics, England and Wales: year ending March 2019

National and local strategies

- 2.8 In 2019 the government refreshed the national Ending Violence Against Women and Girls strategy (2016-2020). The vision of 'no woman should live in fear of violence, and every girl should grow up knowing she is safe, so that she can have the best start in life' remains the same.⁷ The refreshed strategy reaffirmed the government commitment to the specific title of VAWG and the need to continue to respond and recognise the gendered nature of these crimes. Government also recognise that men and boys are victims too and therefore published a Male Victims Position Statement alongside the refresh to clarify and strengthen the response to male victims of these crimes, while still recognising the disproportionate impact on women. The VAWG agenda is supported nationally and locally by a number of significant pieces of legislation which aim to protect victims of these crimes.
- 2.9 The current Thurrock VAWG strategy 2017-2020 is nearing its end. There have been a number of key successes of this strategy and notable progression within other internal services that address and have an impact on the reduction of VAWG related crimes and behaviours.
- Southend Essex Thurrock (SET) wide Independent Domestic Violence Advisers (IDVA) contract in place from 1st April 2019
 - Outreach support for domestic abuse victims of all genders through the new Community Liaison Officers, now brought in-house within the Housing Safeguarding Team.
 - Participation and contribution to numerous partnership groups such as Sexual Abuse Strategic Partnership, Women's Service Action Team, SET Domestic Abuse Board and the Domestic Abuse Best Practice Implementation plan.
 - J9 Domestic Abuse awareness training delivered each year to professionals.
 - 'Challenging myths, changing attitudes' a new training programme tackling the subject of sexual abuse. First piloted the end of 2018, new training dates planned for 2020
 - New internal domestic abuse policy for staff and managers who are seeking advice and support.
 - Promotion of initiatives such as '16 days of activism', the SET wide stalking awareness campaign, International Women's Day and Ask for Angela.
- 2.10 In 2018 Thurrock Council seconded a Domestic Abuse Advisor based within Thurrock Children's Services for 9 months. The success of this role in undertaking direct work with perpetrators of domestic abuse highlighted a gap in this area. This resulted in the permanent role of a Domestic Abuse Interventions Manager in July 2019.⁸

⁷ HM Government: Ending Violence against Women and Girls 2016 – 2020 Strategy Refresh

⁸ Thurrock Multi Agency Risk Assessment Conference (MARAC) Report and Development Plan 2019

- 2.11 Thurrock Multi-agency Risk Assessment Conference (MARAC) respond to all high risk domestic abuse referrals. The repeat referrals over a two year comparison has seen a large reduction in cases returning to MARAC, from 12% down to 3%. Referrals from agencies other than the police have also increased. Victim feedback is very positive.
- 2.12 Thurrock Multi-agency Safeguarding Hub (MASH) has also seen a large reduction in cases with a domestic abuse component. Observing rolling year to date data, figures show that MASH received 7367 referrals into the service. Of these, a total of 2482 referrals had a domestic abuse component. This equates to 33.7% of all referrals and is a marked improvement from the previous figure of 40%. August 2019 data also showed an increase of transfer rate to the Prevention & Support Service, totalling 14.2%. This is a step change down of risk, rather than an escalation of risk, which is a positive trend.⁹

3. Issues Options and Analysis of Options

VAWG conference, strategy title and content consultation

- 3.1 The Community Safety Partnership hosted a VAWG Conference in September 2019. This was an important way to increase awareness of VAWG with professionals across Thurrock and with our countywide partners. A range of topics were presented including:
- Challenging The Invisibility Of Older Survivors Of Domestic Violence And Abuse
 - The Crime of Stalking
 - Young People, Sexting and healthy relationships
 - Trauma informed practice
 - It could happen to anyone (including representation of male victims)
 - Thurrock Perpetrator Engagement Overview
 - Restorative justice: case study
 - Overview of Thurrock Joint Strategic Needs Assessment on Sexual Violence and Abuse
- 3.2 Feedback from the day detailed that the speakers and presentations were engaging. Other views included that the day should have focused on women and girls entirely.
- 3.3 A focal element of the day was the consultation workshop with attendees to seek views on the direction of the new strategy and its title. The agreed title and outcome of the consultation was to stay with current international and national terminology: 'Thurrock Violence Against Women and Girls Strategy'. This is the same as the current VAWG strategy and is commonly used internationally and nationally as a title for other VAWG focussed strategies. The

⁹ K Quantrill Team manager: November 2018-4th Dec 2019

consultation reflected the concern that if the VAWG title wasn't retained Thurrock would lose the specific nature of this area of work.

- 3.4 This reinforces the important commitment to VAWG terminology whilst the vision within the strategy 'Making VAWG Everyone's Business - Protecting residents of all genders by working in partnership to prevent and respond to VAWG crimes and associated behaviours' reflects inclusivity for all victims regardless of gender.
- 3.5 The new strategy will be delivered by five themes with supporting objectives. The strategy will be supported by a robust action plan to achieve the themes and objectives outlined.
- 3.6 Positive Communities. Engage our local communities through training and awareness of VAWG crimes and associated behaviours, enabling them to stand up and say 'no' to these crimes in their community
- 3.7 Prevention. Increased awareness and education of all VAWG crimes within schools and across various professions. Implementing safeguarding and harm prevention activities.
- 3.8 Partnership. Effective multi-agency arrangements exploring VAWG crimes and associated behaviours, sharing of information and good practice.
- 3.9 Provision. Support victims of VAWG crimes with the appropriate service for their need
- 3.10 Protection. Appropriate intervention for all individuals displaying concerning behaviours. Seeking sustainable behaviour change in identified perpetrators. Perpetrators are brought to justice.

The draft VAWG strategy 2020-2023 is appendix 2 to this paper.

- 3.11 A range of developments are expected in 2020 locally and nationally that will have an impact on VAWG progress.
- 3.12 Locally, the roll out of Operation Encompass is expected in early 2020. This is a multi-agency approach to give early notification to schools, academies, colleges and nurseries that a child or young person has been present, witnessed or been involved in a domestic abuse incident. Nominated key adults within local schools will receive information from Essex Police and Thurrock Council Children's Services to afford them the opportunity of assessing the needs of the child during the school day and, should it be deemed appropriate to do so, to provide early support.
- 3.13 Project Goldcrest launched only in Thurrock in late 2019 and is expected to gain momentum in 2020. Designed to help young people who have been identified by professionals (such as doctors, teachers, and social workers) who have concerns for the welfare or safety of the young person being at risk from exploitation. If the individual is a victim of a sexual assault and they do not want to report to the police or self refer to the Sexual Abuse Referral

Centre, this project enables them to provide evidence of their experiences, without involving the Police. The samples are kept (anonymously) for 25 years or until the young person is ready to talk to the police about what happened.

- 3.14 A key area of work in helping us with our understanding of sexual violence is the recently completed 'Sexual Violence and Abuse: A Thurrock Joint Strategic Needs Assessment' (JSNA). The needs assessment led by Thurrock Public Health sought to further our understanding of the nature, prevalence and types of sexual violence and abuse occurring locally in Thurrock. This assessment is a unique piece of work, engaging with local survivors and professionals. It is believed to be the first JSNA nationally to solely focus in this depth on sexual violence and abuse. The JSNA made a number of recommendations which are going through a governance process. Once agreed these will impact on the local delivery of sexual violence support and provision pathways.
- 3.15 Nationally, the Domestic Abuse Bill aimed at supporting victims and their families and pursuing offenders will continue its progress through parliament and is expected to receive royal assent in 2020. It will introduce the first ever statutory government definition of domestic abuse to specifically include economic abuse and controlling and manipulative non-physical abuse. The appointment of a Domestic Abuse Commissioner is expected to drive the response to domestic abuse issues. Thurrock are already meeting many of the duties and responsibilities that will be required of Local Authorities.
- 3.16 The Department for Education is introducing compulsory Relationships Education for primary pupils and Relationships and Sex Education (RSE) for secondary pupils from September 2020. The statutory guidance states that 'pupils should know the concepts of, and laws relating to, sexual consent, sexual exploitation, abuse, grooming, coercion, harassment, rape, domestic abuse, forced marriage, honour-based violence and FGM, and how these can affect current and future relationships and Grooming, sexual exploitation and domestic abuse, including coercive and controlling behaviour, should also be addressed sensitively and clearly.
- 3.17 Partnership working will continue to be vital to ensuring the successful delivery of the new VAWG strategy 2020-2023. This will be achieved through collaborative working alongside some of our key stakeholders and contributors. These include the VAWG Strategy Group, local providers such as South Essex Rape Incest Crisis Centre (SERICC), Changing Pathways and many internal departments such as the Housing Safeguarding Team. Essex wide there are close working relationships with the PFCC and the SETDAB.

4. Equality Impact Assessment

- 4.1 The VAWG Equality Impact Assessment has highlighted:

- There is a gender imbalance in relation to reported crime. Nationally, the majority of victims were female, and the majority of perpetrators are male
 - Sexual exploitation adversely impacts young people
 - Elder abuse is acknowledged as under reported and is being highlighted for action
 - The scope of the 2020-2023 strategy now recognises gender reassignment
 - Pregnant women are particularly vulnerable to domestic abuse
 - National research highlights that BAME, LGBT and disabled individuals face significant barriers when reaching out to seek help.
 - The established religions do not condone the abuse highlighted within this strategy
 - Domestic abuse affects all communities, certain wards have higher reporting levels.
- 4.2 The Thurrock Community Safety Partnership is committed to meeting the needs of all residents by tackling all forms of exploitation and abuse across Thurrock and by delivering preventative measures, protection, and legal redress for all.

5. Summary

- 5.1 VAWG remains widespread and has a devastating impact on victims and families. Thurrock Community Safety Partnership remains committed, through its members and partnership to develop and implement innovative programmes to tackle these crimes.
- 5.2 Our multi-agency groups, both locally and Essex wide are established to tackle operational and strategic issues that impact the VAWG agenda. Working collaboratively in partnership will strengthen processes to help victims of these crimes. Every victim matters.
- 5.3 The appointment of a VAWG coordinator in 2018 demonstrates the Council commitment to raising awareness of VAWG and delivery of the strategy.

6. Reasons for Recommendation

- 6.1 This report is to provide Overview and Scrutiny Committee the opportunity to review the performance of the current VAWG strategy, and to agree the content of the new VAWG strategy 2020-2023.

7. Consultation (including Overview and Scrutiny, if applicable)

- 7.1 VAWG conference attendees, VAWG strategic group and Thurrock Community Safety Partnership Board
- 7.2 Annual reporting to the Cleaner, Greener, Overview and Scrutiny Committee

8. Impact on corporate policies, priorities, performance and community impact

8.1 The VAWG strategy is central to delivering Thurrock Council's priority of:

- **People** - a borough where people of all ages are proud to work and play, live and stay. All elements of this priority are relevant to VAWG
- **Prosperity** - a borough which enables everyone to achieve their aspirations. In particular 'vocational and academic education, skills and job opportunities for all.' which provides victims with access further opportunities to help them rebuild their lives.

8.2 The VAWG action plan links closely to and supports delivery of the SETDAB Joint Commissioning Strategy, the vision 'Everyone in Essex lives a life free from Domestic Abuse' and the PFCC Police and Crime Plan 2016-2020 including the priority 'Breaking the cycle of domestic abuse'.

9. Implications

9.1 Financial

Implications verified by: **Rosie Hurst**
Management Accountant

There are no financial implications arising from this report

9.2 Legal

Implications verified by: **Tim Hallam**
Monitoring Officer

There are no legal implications arising from this report

9.3 Diversity and Equality

Implications verified by: **Natalie Smith**
Strategic Lead – Community Development

As outlined in the Equality Impact Assessment (EQIA) and which are reflected and recognised with the action plan

9.4 Other implications (where significant) – i.e. Staff, Health, Sustainability, Crime and Disorder

This report will help the Council and its Partners ensure that they are delivering on its commitments to Section 17.

10. Background papers used in preparing the report (including their location on the Council’s website or identification whether any are exempt or protected by copyright):

- Public Health England
https://assets.publishing.service.gov.uk/government/uploads/system/uploads/attachment_data/file/480942/Disability_and_domestic_abuse_topic_overview_FINAL.pdf
- ONS Domestic abuse victim characteristics 2019. Office of National Statistics: Domestic abuse in England and Wales overview: November 2019
<https://www.ons.gov.uk/peoplepopulationandcommunity/crimeandjustice/articles/domesticabuseprevalenceandtrendsenglandandwales/yearendingmarch2019>
- Thurrock Public Health: JSNA sexual violence and abuse
- Housing Safeguarding Report 2018/19
- Office for national statistics (2016) Compendium – Homicide (average taken over 10 years)
- United Nations (1992) CEDAW General Recommendation No 19
<https://www.bbc.co.uk/news/uk-49459674>
- HM Government: Ending Violence against Women and Girls 2016 – 2020 Strategy Refresh
- Thurrock Multi Agency Risk Assessment Conference (MARAC) Report and Development Plan 2019

11. Appendices to the report

Appendix 1 - Draft Thurrock Violence against Women and Girls Strategy 2020-2023

Appendix 2 - Community and Equality Impact Assessment

Appendix 3 - Thurrock Violence Against Women and Girls Strategy 2017-20, including VAWG terminology and definitions; can be found from the link below: www.thurrock.gov.uk/sites/default/files/assets/documents/strategy-vawg-2017-v02.pdf

Report Author:

Priscilla Tsang
Violence Against Women and Girls Coordinator



Thurrock Violence Against Women and Girls Strategy 2020-2023



Making Violence Against Women and Girls Everyone’s Business - Protecting residents of all genders by working in partnership to prevent and respond to Violence Against Women and Girls crimes & associated behaviours

CONTENTS	PAGE
1 Foreword	3
2 Executive Summary	3
3 VAWG Definition	5
4 Equalities	6
5 5. Strategic Context	8-9
5.1 Vison	
5.2 Cost of VAWG	
5.3 Momentum for VAWG	
6 Strategic Themes & Objectives: Preventing and Responding to VAWG	10-14
6.1 Positive Communities	
6.2 Prevention	
6.3 Partnership	
6.3.1 Locally	
6.3.2 Countywide	
6.4 Provision	15-19
6.4.1 <i>Support services for Domestic Abuse</i>	
6.4.2 <i>Domestic Abuse and Housing</i>	
6.4.3 <i>Support for victims of stalking</i>	
6.4.4 <i>Support for survivors of childhood and adult sexual abuse</i>	
6.5 Protection	19-21
6.5.1 Countywide	
6.5.2 Locally	
7. Future activities and developments	21-23
7.1 Nationally	
7.2 Locally	
8. Closing comments	23-24
9. Definitions of offences	25-26

1. Foreword to be agreed by portfolio holder

Since the publication of our last strategy in 2017, much has changed. There is an increased public awareness of VAWG through the #MeToo and #TimesUp campaigns. These movements have highlighted and provided society with a better over-all understanding of the effects of these crimes and associated behaviours on victims, both physically and mentally.

Thurrock recognises that women are disproportionately represented in areas of both domestic and sexual violence. Whilst this strategy seeks to redress that issue, it also recognises that men and boys can be such victims too and therefore all Thurrock services are accessible for everyone when they are needed.

Despite the increase in greater awareness and understanding, it is widely acknowledged that these type of crimes remain under reported. It is through the brave victims who do come forward, demonstrating strength and courage in difficult circumstances, to report the crimes that have occurred that we learn from their experiences and voices.

We will achieve our planned objectives by raising public and professional awareness, providing early intervention, supporting victims and their families, and assist our law enforcement partners in bringing perpetrators to justice.

I would like to thank all our partners from the statutory, private and voluntary sectors for their on-going commitment in working together to prevent and respond to violence against women and girls in Thurrock.

2. Executive Summary

Violence affects women and girls everywhere all over the world. Rooted in gender inequality, VAWG is a systemic and pervasive human rights abuse that has sadly been normalised into the way societies think and act. It stifles the lives and wellbeing of women and girls, and prevents them from accessing opportunities such as education, healthcare and jobs.¹

A Home Office review of services indicated that 85% of victims of domestic abuse seek help from professionals at least five times before they receive the support that they need.² It is vital that better use is made of these critical opportunities for identification and support. We need to make every contact that we have with individuals meaningful and ask the right questions.

VAWG is also a public health and safeguarding issue. More than 50% of female mental health service users have experienced domestic violence.³ More than 35% of abused women experience depression and anxiety disorders.⁴

Whilst physical injuries from violence are the most obvious impact, other health related issues can include gynaecological disorders, cardiovascular disease, adverse pregnancy outcomes and sexually transmitted infections. Violence can have direct consequences for health, and it can increase the risk of future ill health.

By responding to VAWG early on and even preventing it, we will reduce the harm it causes to victims, their families and the wider community and lessen the strain on local authority services.

¹ Violence Against Women and Girls Newsletter Spring 2019

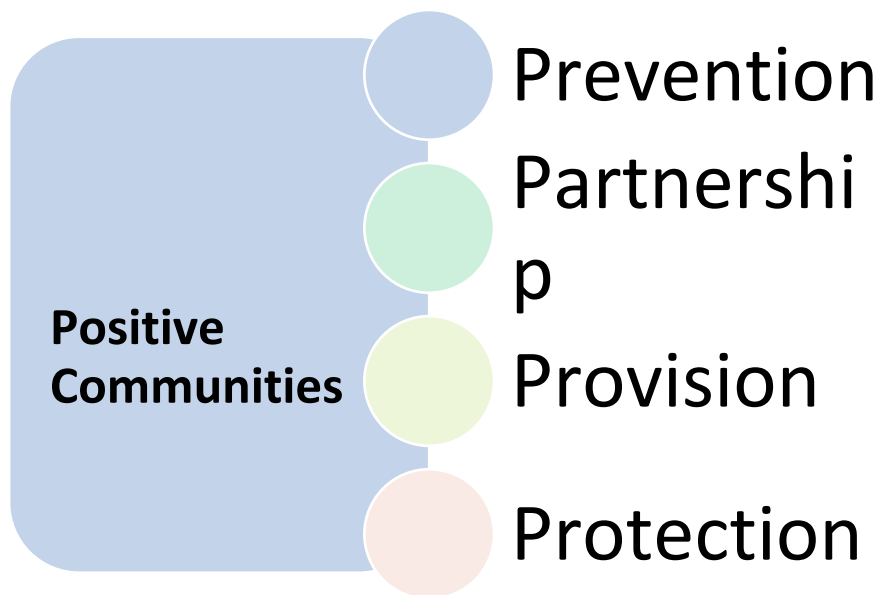
² Review led by Department of Communities and Local Government

³ Department of Health 2003

⁴ Astbury, 1999; O'Keane, 2000; Humphreys, 2003; Humphreys and Thiara, 2003; Vidgeon, 2003

The Thurrock VAWG strategy recognises the Government’s ‘Ending Violence Against Women and Girls Strategy 2016 – 2020’, and its subsequent refresh in 2019⁵ which focuses on service provision, prevention, pursuing perpetrators and partnership working; and the Home Office’s ‘Violence Against Women and Girls National Statement of Expectations’ (NSE) published in December 2016, which outlines the expected standards for local areas when commissioning services.

This strategy builds on our existing commitments by setting five priority themes and objectives for action over the next three years. These consist of engaging our support for victims, holding perpetrators accountable, engaging the community through challenging myths and attitudes surrounding these crimes and continuing to build on our strong partnerships. The action plan will be refreshed annually to take into account emerging trends, developments in legislation or working practices. The strategy will be implemented and monitored by the Thurrock VAWG strategic governance group which reports directly to the Thurrock Community Safety Partnership.



When properly understood, a gendered approach to VAWG crimes does not place one gender at a disadvantage compared to the other. In truth, a gender-neutral approach that fails to take account of the differences between men and women and assumes one size fits all can fail to meet the needs of any person suffering because these crimes are experienced differently depending on many factors, including gender. Having a gender-based approach is simply to recognise that the socially attributed norms, roles and expectations of masculinity and femininity which affect intimate relationships and family structures are integral to the use and experience of violence and abuse, whether perpetrated or suffered by men or by women. ⁶

3. VAWG Definition

⁵https://assets.publishing.service.gov.uk/government/uploads/system/uploads/attachment_data/file/783596/VAWG_Strategy_Refresh_Web_Accessible.pdf

⁶ <https://publications.parliament.uk/pa/jt201719/jtselect/jtddab/2075/2075.pdf>

VAWG is both a form of discrimination and a violation of human rights. Locally we have adopted the United Nations Declaration on Elimination of Violence Against Women, which defines violence against women as:

‘Any act of gender based violence that results in or is likely to result in physical, sexual or psychological harm or suffering to women [or girls], including threats of such acts, coercion or arbitrary deprivation of liberty’ (1993, Article 1).⁷

The definition incorporates a wide range of abusive behaviours including physical, sexual, financial, emotional or psychological violence, economic abuse and sexual exploitation.

VAWG can take place anywhere. It is important that VAWG is not seen as a series of incidents or assaults which an individual experiences. It impacts on the physical safety, health and emotional well-being of individuals and impacts on families, carers, children and the community as a whole.⁸

The Thurrock strategy covers the following forms of VAWG:

- Sexual violence, abuse and exploitation
- Stalking
- Sexual harassment
- Modern day slavery and human trafficking
- Domestic violence and abuse
- Female genital mutilation (FGM)
- Forced marriage
- So called ‘Honour’ based abuse.

We acknowledge men and boys will also experience and be affected by the range of issues that encompass VAWG and so the strategy includes them within our response. However, we also acknowledge that the above issues disproportionately affect women and girls, which is highlighted in the table below, and our response must be tailored accordingly.

Crimes/ Support offered to victims	Women	Males	Source
Estimations nationally:	3.4 million	631,000	Crime Survey of England

⁷ https://www.un.org/en/genocideprevention/documents/atrocities-crimes/Doc.21_declaration%20elimination%20vaw.pdf

⁸ Barnet Violence Against Women and Girls Strategy

Experienced some type of sexual assault since the age of 16			and Wales
Estimations nationally: Aged 16-59 experienced sexual assault in the last year.	510, 000	138,000	Crime Survey of England and Wales
Experienced domestic abuse last year nationally	1,305,000	695, 000	Crime Survey of England and Wales
Supported victims of domestic abuse in Thurrock	377	22	Thurrock Housing safeguarding report: April 2018 to March 2019
Support for forced marriage	1322	297	Forced marriage unit statistics 2018
Estimated number of victims of stalking since aged 16: stalking by partner	1865	556	Crime Survey of England and Wales

We recognise that people may be impacted by more than one type of abuse and that the intersectional nature of each person’s identity will frame their experience and how they access support. Therefore, there is not a one size fits all solution for victims and survivors, but one that involves a bespoke, person-centred approach based on the principles of a multi-agency, partnership response to these issues.⁹

4. Equalities

The Equality Act 2010 brought together over 100 separate pieces of legislation into one single Act, providing a legal framework to protect the rights of individuals and advance equality of opportunity for all. The Act provides protection from unlawful discrimination in relation to the following characteristics: age, disability, gender reassignment, pregnancy & maternity (which includes breastfeeding), race, religion or belief, sex, marriage and civil partnership, and sexual orientation.

Our approach is framed within a VAWG strategy because these crimes and associated behaviours disproportionately affect women and girls. However, we are committed to ensuring that all victims of these crimes receive appropriate response and the right support. Male victims and those impacted are included in all aspects of our strategy, particularly our prevention and protection themes of the strategy.

Other groups may face additional barriers that prevent them from seeking help - including those from black, Asian, minority, ethnic and refugee communities, disabled victims, elderly victims, the LGBT community and those with no recourse to public funds. Some groups also face language issues and are not able to express their feelings and experiences while some others experience the cultural expectations which may deter them from making reports. We seek through this strategy to ensure that all victims of these crimes can access the support they need.

GALOP has identified the prevalence and experiences of abuse within the LGBT+ communities that are reflected on a national basis. Research suggests that intimate partner violence occurs with equal or higher prevalence in same-sex relationships as in opposite sex couples. For example, Stonewall UK reports 25% of lesbian and bisexual women and 40% of gay and bisexual men have experienced at least one incident of domestic abuse from a partner. Transgender individuals are even at a higher

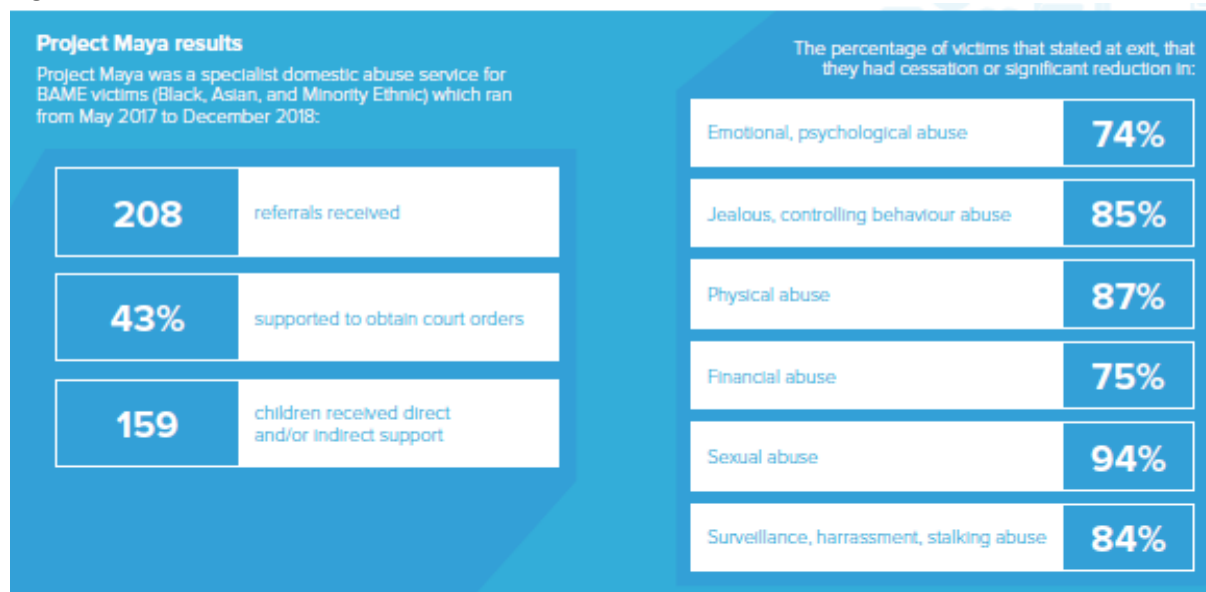
⁹ Violence against Women and Girls 2018-2019 Addendum to the 2015-18 Violence Against Women and Girls Strategy

risk, as research from Scotland demonstrates up to 80% of transgender participants had experienced domestic abuse from a partner. Research suggests that under-reporting is a problem. Approximately 60% to 80% of LGBT+ survivors, have never reported incidents to the police or try to find advice, support, or protection from organisations and services.¹⁰ We are aware that there are additional barriers for transgender people, how they define their gender and choose services that are appropriate to their needs. There is a need for further awareness and training in this area across all organisations that deliver a service that have an impact on VAWG outcomes. This will be addressed through our strategic objectives and action plan.

The previous action plan saw the delivery of Project Maya, named after Maya Angelou, the American poet and civil rights activist. This was a specialist domestic abuse service for BAME (Black, Asian, and Minority Ethnic) individuals. Provider led, by SOS Domestic Abuse Projects (SOSDAP) and Changing Pathways (CP), it covers the South-East Essex corridor. The project aim was to be innovative in reaching BAME communities across the South-East Essex corridor. Key outcomes from the project are highlighted below, which demonstrates the range of issues identified that stretch across the VAWG agenda. Changing pathways are waiting for future funding outcome decisions to continue the level of intense support that this role requires. Our action plan will aim to address any equality issues and difficulties faced by victims and remove those barriers.

For further information on equalities and this strategy, the Equality Impact Assessment is at Appendix 1.

Figure 1 ¹¹



5. Strategic Context

5.1 Vision

¹⁰ Magić, J. & Kelley, P. (2018). LGBT+ people’s experiences of domestic abuse: a report on Galop’s domestic abuse advocacy service. London: Galop, the LGBT+ anti-violence charity.

¹¹ Changing pathway statistics, image from SETDAB Annual Report 2018-19

We know that the impacts of VAWG are far reaching and can be seen across a wide range of council services, including Community Safety, Education, Housing, Employment and Health. This is not a one agency solution, it will require many to help change this trend, therefore our vision is:

Making VAWG Everyone's Business - Protecting residents of all genders by working in partnership to prevent and respond to VAWG crimes and behaviours

5.2 Cost of VAWG

The cost to individuals is incredibly difficult to measure, on the other hand the costs of violence and abuse to the economy can be calculated and are considerable. Sylvia Walby's report estimates that providing public services to victims of domestic violence and the lost economic output of women affected costs the UK £15.8 billion annually. The cost to Health, Housing and Social Services, Criminal Justice and civil Legal services is estimated at £3.9 billion.¹²

Violence against women costs society upwards of 2% of global GDP, according to a new report by CARE International. Survivors bear the highest costs - as much as six times the cost to the state. Governments pay the bulk of the service provision costs and the private sector bears significant costs in terms of lost productivity. Losses from stress and sexual harassment in the workplace are estimated at 1% to 3.5% of GDP over a range of countries.¹³

The Home Office has published a report into the economic and social cost of domestic abuse which reveals the crime cost England and Wales £66 billion in 2016 to 2017. The estimated cost for a single victim of domestic abuse is £34,015. According to the research, the vast majority of this cost (£47 billion) was a result of the physical and emotional harm of domestic abuse, however it also includes other factors such as cost to Health Services (£2.3 billion), police (£1.3 billion) and victim services (£724 million).¹⁴

The effects of sexual violence and abuse also incur vast socioeconomic costs which manifest as both tangible and intangible costs as well as direct and indirect costs. The tangible costs of sexual violence and abuse (SVA) are taken to include direct costs such as; medical, physical and mental health costs as well those related to housing, police investigations and criminal prosecutions. Indirect costs may also occur through employee's loss of productivity and income and personal financial losses due to injury or inability to work. Intangible costs are taken to include the psychological pain and suffering of victims/survivors, and a generalised, heightened fear of victimisation which may impact on ability to function normally and achieve aspirations. It is important to recognise that these costs can stretch on for years and decades following an incident of SVA. Providing survivors with prompt access to services that support them to recover in the immediate aftermath and beyond is not only ethical but also likely to be highly cost effective.

¹²https://assets.publishing.service.gov.uk/government/uploads/system/uploads/attachment_data/file/522166/VAWG_Strategy_FINAL_PUBLICATION_MASTER_vRB.PDF

¹³ Counting the Cost: The Price Society Pays for Violence against Women (March 2018)

¹⁴ Oliver, R et al. 2019. The economic and social costs of domestic abuse: research report 107. Home Office.

5.3 Momentum for VAWG

In recent years, tackling violence against women in girls in all its forms, has been recognised and has resulted in new legislation. An example of some changes to the legislative landscape are summarised in figure 2.

Figure 2

2010	<ul style="list-style-type: none"> National cross government paper: Call to End Violence against Women and Girls - followed by annual action plans
2011	<ul style="list-style-type: none"> Introduction of Domestic Homicide reviews (enactment of S9 Domestic Violence, Crime and Victims Act 2004)
2012	<ul style="list-style-type: none"> Thurrock Council Violence Against Women and Girls Strategy 2012 Amendments to the Protection from Harassment Act 1997 which makes stalking a specific offence.
2013	<ul style="list-style-type: none"> The definition of domestic violence is expanded to cover more victims. Young people aged 16 to 17 and coercive control. Pattern of controlling behaviour included for the first time.
2014	<ul style="list-style-type: none"> Forced marriage is introduced as an offence under the Anti-social Behaviour, Crime & Policing Act 2014 The Care Act 2014 which included new duties to protect vulnerable adults affected by gender violence The Domestic Violence Disclosure Scheme (known as Clare's Law) is rolled out
2015	<ul style="list-style-type: none"> Serious Crime Act 2015 strengthens the law against Female Genital Mutilation (FGM) and domestic abuse The Modern Slavery Act 2015 which can be used to address the cross border issues linked to Trafficking SETDAB Joint Commissioning Strategy for Domestic Abuse 2015-20
2016	<ul style="list-style-type: none"> National Strategy: Ending Violence Against Women and Girls 2016-20 National Statement of Expectations
2017	<ul style="list-style-type: none"> Thurrock Council Violence Against Women and Girls Strategy 2017-2020
2018	<ul style="list-style-type: none"> NHS England published their 5-year Strategic Direction for Sexual Assault and Abuse Services
2019	<ul style="list-style-type: none"> Stalking Protection Act Voyeurism (Offences) Act National Strategy: Ending Violence Against Women and Girls strategy refresh 2016-20 (March 2019) 3rd update report on UK ratification of the Istanbul Convention
2020	<ul style="list-style-type: none"> Domestic Abuse Bill is anticipated early 2020 Compulsory Relationships Education for primary pupils and Relationships and Sex Education (RSE) for secondary pupils from September

Locally - VAWG is situated within the Thurrock Community Safety Partnership (TCSP) and forms part of the TCSP plan for 2019/20 under priority 2, violence and vulnerability¹⁵ which states: -

- Support all victims of domestic abuse, sexual offences including rape, child exploitation and abuse, stalking and honour based abuse i.e. forced marriage and
- Female Genital Mutilation and target the perpetrators of those offences
- Tackle Violence Against Women and Girls in line with current strategy

Domestic Homicide Reviews

Domestic Homicide Reviews (DHR/'s) were established on a statutory basis under the Domestic Violence, Crime and Victims Act 2004. A DHR is undertaken when the death of a person aged 16 or over has, or appears to have, resulted from violence, abuse or neglect by a person to whom he was related or with whom he was or had been in an intimate relationship or a member of the same

¹⁵ <https://www.thurrock.gov.uk/sites/default/files/assets/documents/tcsp-plan-2019-v02.pdf>

household as himself. They are also undertaken where a victim took their own life (suicide) and the circumstances give rise to concern, for example it emerges that there was coercive controlling behaviour in the relationship. Sadly, the number of people killed as a result of domestic violence in the UK is at its highest level in five years.

Last year, 173 people were killed in domestic violence-related homicides, according to data obtained by the BBC from 43 police forces across the UK - an increase of 32 deaths on 2017. In England and Wales, between April 2014 and March 2017, around three-quarters of victims of domestic killings by a partner, ex-partner or family member were women, while suspects are predominantly male. Whilst both men and women are killed by domestic violence, the vast majority of victims are women. One criminologist described them as "invisible victims of knife crime".¹⁶

It is the responsibility of the Community Safety Partnership to establish a DHR and appoint an Independent Chair and/or Report Writer. The DHR process in Essex was centralised and streamlined in July 2017 with the Southend Essex Thurrock (SET) Domestic Abuse (DA) Team taking over any cases from local Community Safety Partnerships (CSP) that started between April 2017 and June 2017. The SET DA Team coordinate the process while working closely with the CSPs. Differing levels of reviews were introduced with a core group structure to consider any notifications received. Since the introduction of this legislation, Thurrock have not had to conduct a DHR. However the community safety partnership continue to learn from the reviews that have already been published, nationally and across Essex.

6 Strategic Objectives: Preventing and Responding to VAWG in Thurrock

The following five themes will be the focus for tackling VAWG in Thurrock. Each theme has an underlining objective that will drive delivery. The themes detail the comprehensive nature of work that will contribute towards tackling these issues. The themes should be considered as overarching guidance due to many of the strands of work overlapping with each other.

6.1 Positive Communities

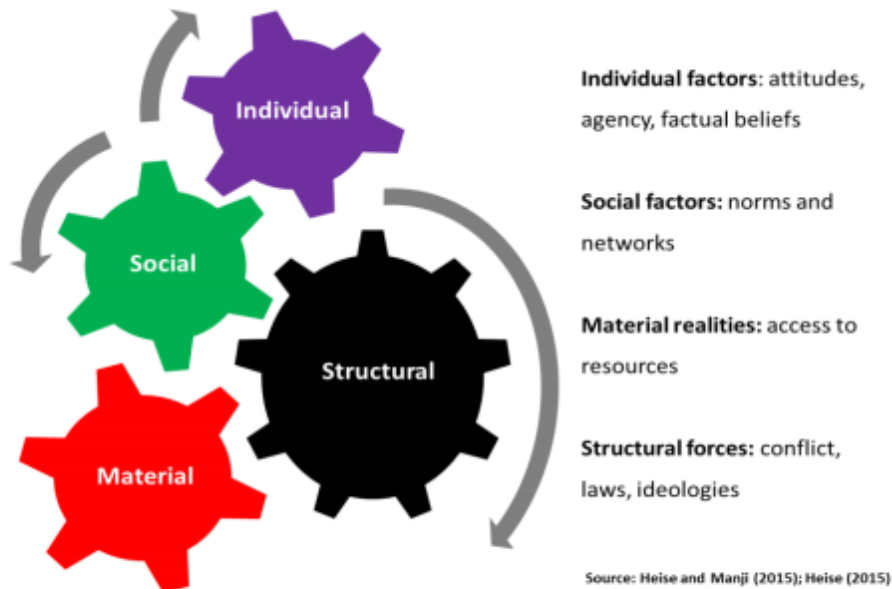
Engage our local communities through training and awareness of VAWG crimes and associated behaviours, enabling them to stand up and say 'no' to these crimes in their community.

'No single factor alone causes VAWG. It is caused by a combination of drivers operating at different levels of the social ecology. These risk factors include a person's genetic predisposition, developmental history and attitudes or beliefs; their relationships and household dynamics; community factors such as social norms and levels of poverty; and macro-level factors such as religious ideologies, gender regimes, and market forces that affect realities at all the other levels.' (Source Heise (1998; 2011)¹⁷.

Figure 3: Factors sustaining VAWG and preventing change

¹⁶ <https://www.bbc.co.uk/news/uk-49459674>

¹⁷ Violence against women: an integrated, ecological framework, Heise (1998)



Communication is of upmost importance, especially within local communities. Communities are the eyes and ears of local activity and can often engage people when statutory services are unable too. Community engagement is vital to the ongoing prevention and awareness-raising activities around VAWG issues. In order to tackle harmful social norms, interventions need to create new shared beliefs within an individual’s reference group, which in turn changes expectations around behaviour.

18

Training and information will give communities the confidence to challenge certain behaviours, or think about their own behaviours and seek support for any concerns they have. This theme will focus on raising awareness and providing local residents and businesses with the knowledge and confidence to help themselves, or another friend, relative or stranger to access support.

An example of a successful community event was the jointly hosted women’s health event. A local event took place at the British Red Cross in Tilbury, 18 women attended. The event discussed FGM, domestic violence, breast examination and cervical smear tests. The feedback received was extremely positive and the women have requested coffee mornings to learn more. A survivor of Female Genital Mutilation shared her experience which left the other women feeling angry and passionate on her behalf. Key learning from the event was that women are reluctant to share any type of abuse suffered as they fear it will impact on their immigration status in the UK. This type of feedback is vitally important to help us to respond appropriately.¹⁹

Connecting our communities together through knowledge and empowerment is important if we are going to achieve change. The accompanying action plan will have a focus on improved community involvement and engagement through training and awareness raising. Our local providers and organisations will play a pivotal role in helping us to achieve this outcome.

¹⁸https://www.oecd.org/dac/genderdevelopment/VAWG%20HELPDESK_DFID%20GUIDANCE%20NOTE_SOCIAL%20NORMS_JAN%202016.pdf

¹⁹ Specialist FGM worker

6.2 Prevention

Increased awareness and education of all VAWG crimes and associated behaviours within schools and across various professions. Implementing safeguarding and harm prevention activities.

Prevention of these crimes from happening in the first place is essential to help stop the cycle of abuse. This strand will be closely linked to the positive communities.

The education of children and young people about healthy relationships, abuse, informed consent and raise awareness of key issues is a vital element to stop the beginning of abuse.

Education has a key role to play and schools have a large part to play in the delivery of this. The Department for Education is introducing compulsory Relationships Education for primary pupils and Relationships and Sex Education (RSE) for secondary pupils from September 2020. The statutory guidance states that 'pupils should know the concepts of, and laws relating to, sexual consent, sexual exploitation, abuse, grooming, coercion, harassment, rape, domestic abuse, forced marriage, honour-based violence and FGM, and how these can affect current and future relationships and Grooming, sexual exploitation and domestic abuse, including coercive and controlling behaviour, should also be addressed sensitively and clearly.'²⁰

This early preventative work is welcomed and will assist and help children and young people in forming appropriate attitudes towards a range of topics. The guidance requests that assumptions are not made about the behaviour of boys and young men and that they are not made to feel that certain behaviours are an inevitable part of being male; most young men are respectful of young women and each other. The Thurrock VAWG strategic governance group will work closely with partners to assist schools in implementing this compulsory guidance into schools.

Sadly children will often be witnesses to domestic abuse and other crimes. Research shows that one in seven (14.2%) children and young people under the age of 18 will have lived with domestic violence at some point in their childhood. Between January 2005 and August 2015 (inclusive) 19 children and two women were killed by perpetrators of domestic abuse in circumstances relating to child contact (formally or informally arranged) ²¹(Women's Aid, 2016).

Areas where prevention is paramount is within the crime of female genital mutilation (FGM) and forced marriage. In 2018, the Forced Marriage Unit (FMU) gave advice or support related to a possible forced marriage in 1,764 cases.²² Thurrock council have produced an internal e-learning module for staff to raise awareness of forced marriage and its links to so called 'honour' based abuse. Thurrock have a dedicated FGM specialist social worker embedded into social care service provision. Since January 2019 there have been 8 FGM cases that were new referrals. There is one ongoing Female Genital Mutilation Protection Order (FGMPO) in place, which requires the female to be seen no less than 6 times per year. The social worker provides advice and consultation to professionals in relation to FGM during the holiday periods, and lunchtime drop in sessions on Breast Flattening and specialist knowledge and resources to assess risk when working with families. There are also seminars on the FGM assessment tool and Child Abuse Linked to Faith & Belief.

²⁰https://assets.publishing.service.gov.uk/government/uploads/system/uploads/attachment_data/file/805781/Relationships_Education_Relationships_and_Sex_Education_RSE_and_Health_Education.pdf

²¹ <https://www.womensaid.org.uk/information-support/what-is-domestic-abuse/impact-on-children-and-young-people/>

²² Forced Marriage Unit Statistics 2018

6.3 Partnership

Effective multi-agency arrangements exploring VAWG crimes, sharing of information and good practice.

Locally

Across the county of Essex, there are governance arrangements in place for all working alongside each other helping victims of domestic abuse. Thurrock commit to these arrangements as well as delivering the VAWG agenda in Thurrock. Thurrock are the only authority in Essex to have a VAWG specific strategy. Thurrock VAWG strategic governance group deliver the action plan of this strategy. Updates on progress of delivery is provided quarterly to the VAWG strategic governance group and annually to the TCSP Board and Cleaner Greener Overview and Scrutiny. Partnership events, such as this years' VAWG conference attended by 100 professionals, are key to sharing our progress wider and seeking ideas for future development.

Thurrock have significant multi-agency arrangements in place who work together improving safeguarding for clients.

Thurrock Multi-agency Safeguarding Hub (MASH) includes a wide range of statutory and non-statutory agencies, such as Children's Social Care, Health agencies, Police, Probation, Youth Offending Service, Housing, Early Help Services, Mental Health Services, Domestic Violence Service provider, Adult Social Care, Substance Misuse services. All partners work together to provide the highest level of knowledge and analysis to make sure that all safeguarding activity and intervention is timely, proportionate and necessary. Observing rolling year to date data, figures show that the Thurrock MASH team received 7367 referrals into the service. Of these, a total of 2482 referrals had a domestic abuse component. This equates to 33.7% of all referrals. This is a marked improvement from the previous figure of 40%. August data also showed an increase of transfer rate to the Prevention & Support Service, totalling 14.2%. This is a positive trend. This service provides integrated support to children, young people and their families. The key objective of the service is to offer practical advice, support and direct case work to families to prevent issues escalating and requiring statutory intervention.²³

Thurrock Multi-agency Risk Assessment Conference (MARAC) is placed within Thurrock MASH, meeting weekly to respond to all high risk referrals and MARAC to MARAC referrals. MARAC considers cases identified as high risk through the use of the Domestic Abuse, Stalking and Harassment and 'Honour'-based violence risk model (DASH). The number of cases heard at MARAC have increased from 2018. When looking at the repeat referrals over a two year comparison, there has been a large reduction in cases returning to MARAC, from 12% down to 3%. Referrals from agencies other than the police have also increased. Victim feedback is very positive. Feedback received of cases heard, report a positive impact from the multi-agency plans created within MARAC. The response rate to feedback from April 2019 is currently 59% and of those, 93% have reported feeling safer after their case was heard, meaning that a significantly high number of those who gave feedback felt they had benefited from the case being heard at MARAC.²⁴ There is a robust audit process of MARAC internally via random dip audits and across all MARACs countywide through the Southend, Essex & Thurrock (SET) MARAC Scrutiny Panel.

²³ K Quantrill Team manager: November 2018-4th Dec 2019

²⁴ Thurrock Multi Agency Risk Assessment Conference (MARAC)
Report and Development Plan 2019

Countywide

There is a large amount of countywide partnership working that will assist and influence the Thurrock VAWG agenda.

The Southend, Essex and Thurrock Domestic Abuse Board (SETDAB) is made up of representatives from agencies and organisations working to join up and better facilitate Southend, Essex and Thurrock's vision where everyone lives a life free from domestic abuse. SETDAB provides strategic leadership to address domestic abuse by providing a multi-agency framework, common ethos and co-ordinated approach to innovate, drive change and address domestic abuse across Southend, Essex and Thurrock. Closely linked is the Southend, Essex and Thurrock Domestic Abuse Board (SETDAB) and the delivery of the Board's 'Joint Commissioning Strategy for Domestic Abuse, 2015-20'.

Thurrock are an active member of the Sexual Abuse Strategic Partnership. The Board is represented by a range of relevant partners recognising the importance of each organisation's response to Sexual Violence and Abuse. The Sexual Abuse Strategic Partnership Board will utilise the multi-agency framework and ensure it coordinates the approach to innovate and drive change in order to deliver against the strategy.²⁵ This group is also the Governance for the Regional NHS England, 5-year Strategic Direction Plan for Sexual Assault and Abuse Services.

Thurrock Local Safeguarding Children Partnership has joined with its Southend and Essex Board partners to develop an Essex wide Child Sexual Exploitation strategy that supports children from across the County. The strategy outlines the overarching approach to tackling child sexual exploitation across Southend, Essex and Thurrock, and provides a coherent Essex-wide response which is both needs-led and outcomes-focused. Sexual exploitation of Children and Young People under 18 involves exploitative situations, contexts and relationships where young people (or a third person or persons) receive 'something' (e.g. food, accommodation, drugs, alcohol, cigarettes, affection, gifts, money) as a result of them performing, and/or another or others performing on them, sexual activities. Child Sexual Exploitation can occur through the use of technology without the child's immediate recognition; for example being persuaded to post sexual images on the Internet/mobile phones without immediate payment or gain. In all cases, those exploiting the child/young person have power over them by virtue of their age, gender, intellect, physical strength and/or economic or other resources. Violence, coercion and intimidation are common, involvement in exploitative relationships being characterised in the main by the child or young person's limited availability of choice resulting from their social/economic and/or emotional vulnerability.²⁶

²⁵ Southend, Essex and Thurrock Sexual Violence and Abuse Strategy 2020-23

²⁶ <https://www.thurrocklscp.org.uk/lscp/professionals/child-sexual-exploitation-cse>

6.4 Provision

Support victims of VAWG crimes with the appropriate service for their need

There is a huge amount of energy and commitment to deliver across the VAWG agenda in Thurrock. There are a number of services of support. According to the Crime Survey for England and Wales year ending March 2019, an estimated 5.7% of adults (2.4 million) experienced domestic abuse in the last year. The police recorded a total of 1,316,800 domestic abuse-related incidents and crimes, of these, 746,219 were recorded as domestic abuse-related crimes, an increase of 24% from the previous year. As the survey showed no significant change in the prevalence of domestic abuse, the increase in police recorded crime may reflect improved recording by the police and increased reporting by victims.

6.4.1 Support services for Domestic Abuse

- A countywide service provides support for ‘high risk’ adult victims of domestic abuse. In Thurrock, this is delivered by the specialist domestic abuse support provider, Changing Pathways. Advisors work in partnership with statutory and voluntary services which supports victims, facilitating access to relevant services and information as well as completing risk assessments and safety plans.
- A health focused Independent Domestic Violence Advocate (IDVA) is also within Basildon University Hospital.
- 74 Thurrock contacts to the IDVA service since April 2019²⁷

The current IDVA service is commissioned by the Essex Police and Fire Crime Commissioner and Essex County Council, with a contribution from Thurrock Council, it commenced in April 2019.

6.4.2 Domestic Abuse and Housing

The Housing Safeguarding (HS) Team work with reports of domestic abuse (DA), sexual abuse (SA), honour based crimes and forced marriage. The team started working within the Housing Service from 1st July 2015 and the Sanctuary Scheme was brought in-house. The team includes a Housing Safeguarding Manager and a Domestic Abuse Officer, who are both IDVAs. They have oversight of the Thurrock Women’s Refuge provided by Changing Pathways. The contract was renewed in 2019 for a further four years. The refuge is for female victims and their families fleeing Domestic Abuse. There are two Community Liaison Officers, who provide community outreach and work with survivors leaving Thurrock Women’s Refuge and help them resettle back into permanent accommodation. This support is a much needed investment, given the startling figure that 70% of children living in UK refuges have been abused by their father. (Bowker et al., 1998)²⁸

The team work with survivors by assessing the risk level and ensuring appropriate safety planning is put in place to keep survivors safe. They work to support vulnerable residents who require additional support to access Housing Services. Resident’s disclosure of domestic or sexual abuse are supported by a victim centred approach and are assisted in a confidential, sensitive and non-judgemental manner.

The team work closely with Thurrock MASH and are also a core member of the Thurrock MARAC. They are core members of the South Essex Domestic Abuse Hub with partners from Basildon, Brentwood, Tendring, Castle Point and Rochford. The team also work with internal partners within

²⁷ Statistics from Changing pathways November 2019

²⁸ Bowker et al., 1998 <https://www.ncjrs.gov/App/Publications/abstract.aspx?ID=119050>

the Housing Options Team to carry out risk assessments for those who approach the service as homeless applicants who are survivors.

The Sanctuary Scheme supports victims of domestic abuse, sexual violence or hate crime by providing professionally installed security measures to allow those experiencing these crimes to target-harden their homes. It is a method of homelessness prevention, offering additional security measures to allow survivors to remain at home should they wish. This enables them to remain in their own homes, where it is safe for them to do so, and they so wish to do. In Thurrock the Council offers this service to victims of all tenures and work with registered providers in the borough to safeguard all survivors. From Feb 2018 to Dec 2019 there were 136 sanctuary interventions.

From April 2018 to March 2019, the team have assisted 399 survivors, of which 377 were women (94.5%) and 22 were men (5.5%), non-binary was 0%. A total of 6 cases were for sexual abuse which represents 1.5% of all cases. The team do not utilise Domestic Abuse Stalking and Honour-Based (DASH) risk assessments for measuring levels of risk in sexual abuse cases, instead they use the South Essex Rape Incest Crisis Centre (SERICC) referral form more specific to identifying the level of risk to this particular client group. The average number of cases the team receive monthly, is reflects that there are three areas in Thurrock identified as having the most number of disclosures: Grays 40%, Tilbury 15%, and South Ockenden and Aveley 22 %. The survivors who fled from outside the Thurrock borders have continued to increase over the period. This number represents 9% of disclosures, up 1% from last year. The areas of Purfleet, Stanford Le Hope and Corringham represent 5% and 9%, respectively. The domestic abuse casework figure represents those referrals received from Adult Social Care, Tenancy Officers, self-referrals and community outreach.

Category	2018/2019
Domestic Abuse Stalking Honour-Based Risk Assessments	393
South Essex Rape Incest Crisis Centre (SERICC) referral forms	6
Multi Agency Risk Assessment Conference cases	169
Multi Agency Safeguarding Hub	145
Domestic Abuse Casework	143
Sanctuary Scheme	66
Homelessness advice	65
Sexual Abuse	6
Reciprocal applications	5

The team have delivered two workshops with our contractor Mears. Twelve survivors living at the Thurrock Women’s Refuge attended the sessions on basic electrical training. Further enrolment in the Mears trade school are planned for 2020.²⁹ The service will also be working with the VAWG strategic governance group to seek the Domestic Abuse Housing Alliance (DAHA) accreditation. This is viewed as the benchmark for how housing providers should respond to domestic abuse in the UK.

²⁹ Housing safeguarding report April 18-March 19

6.4.3 Support for victims of stalking

Stalking impacts on all areas of the community from the individual victim, extending out to friends, family, work colleagues and other associates. If the victim has children, the stalking can also have an impact on them.

Stalking can occur in many forms and is a serious crime, despite common misconceptions. Stalking is also becoming more common through the use of technology and is often referred to as cyberstalking. It is a pattern of unwanted, fixated and obsessive behaviour which is intrusive and causes fear of violence or serious alarm or distress. 1 in 5 women and 1 in 10 men will experience staking in their adult life (Home Office) 2009/10.³⁰

Changing Pathways Independent Stalking Advocacy Service is a local service within Thurrock to help victims of stalking. They have four training anti-stalking caseworkers, two are Independent Stalking Advocacy Caseworkers (ISAC). The number of stalking referrals since Jan 1st 2019 from Thurrock has been 33.³¹ The team consist of stalking case workers (ISACs), a group titled, 'Talking Stalking' and IDVAs trained in Stalking across the partnership. Further funding is currently being sourced to continue this specialised service.

This year there was a multiagency supported stalking awareness campaign across Southend Essex and Thurrock. The campaign, was led by the tagline 'Stalking is a crime: if you see the signs, we'll see the bigger picture', and was promoted by all councils and partners. Support for survivors of childhood and adult sexual abuse.

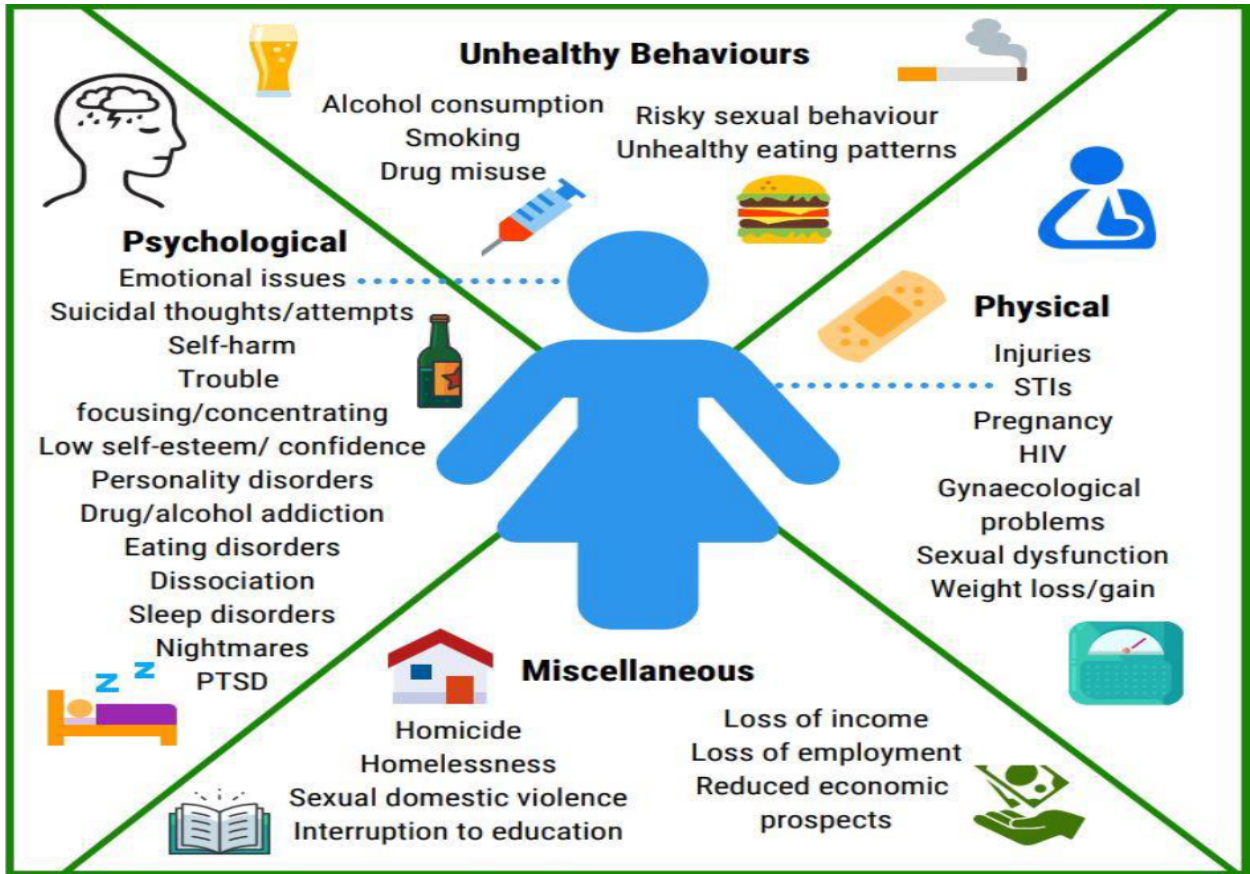
6.4.4 Support for survivors of childhood and adult sexual abuse

A key piece of work in helping us with our understanding of sexual violence is the recently completed 'Sexual Violence and Abuse: A Thurrock Joint Strategic Needs Assessment' (JSNA). The needs assessment led by Thurrock Public Health sought to further our understanding of the nature, prevalence and types of sexual violence and abuse occurring locally in Thurrock. This assessment is a unique piece of work, engaging with local survivors and professionals. It is believed to be the first JSNA nationally to solely focus in this depth on sexual violence and abuse. Application of the national estimates from the Crime Survey for England and Wales to local Thurrock population figures suggests that 10,116 females and 1,985 males have experienced sexual assault since the age of 16. It is estimated that locally approximately 2,718 Thurrock residents of all ages, experienced some form of sexual violence or abuse in the last 12 months. The disparity between estimated victims and actual reporting is a concern. The Crime Survey for England and Wales showed that around 83% of victims did not report their experiences to the police, this mirrored locally with only 316 victims reporting SVA crimes to Essex police in 2018/19. The impact of these crimes is multifaceted some of these issues are highlighted in the image below.³²

³⁰ Home office 2009/2010

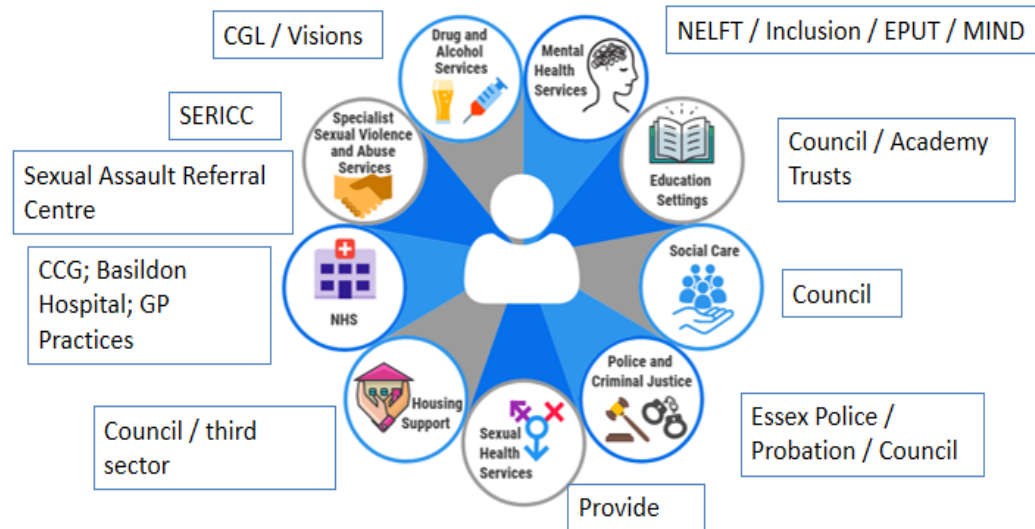
³¹ Changing pathways

³² Thurrock Sexual Violence and Abuse Strategic Needs Assessment.



When victims do come forward, there are a range of support services available. The summary of Thurrock provision for sexual violence and abuse is detailed in the image below.

Range of specialist and non-specialist services



The offer of specialist sexual violence support services including:

- Independent Sexual Violence Advisers (ISVA) providing specialist support and advocacy for victims and survivors throughout the Criminal Justice System.
- Sexual Violence Advocacy Support providing sexual violence advocacy in relation to homelessness, debt, interruption to employment/education and independent living.
- Specialist Sexual Violence Counselling Service offering specialist, confidential counselling and support to anyone who has experienced any form of sexual violence.
- Children and Families providing direct work with children and young people that have experienced sexual violence/abuse and the wider family members, including siblings and parents who are impacted by sexual violence.

Oakwood Place is a Sexual Assault Referral Centre (SARC), jointly commissioned by NHS England and Essex Police Fire and Crime Commissioner. The centre offers a service to men, women and children who have been raped or sexually assaulted. This may be acute or non-recent. This service includes immediate care such as forensic evidence collection and medical care. The service can be accessed by the police, an outside agency or the client themselves. In the period, April 1st, 2016 to March 31st, 2017, Oakwood Place received 298 referrals. Of these referrals, 22 were self-referrals. This is a marked increase compared to the previous year's total of only 1 self-referral. 93% of total clients were females, males were 6% and transgender were 1%.³³

The JSNA made a number of recommendations which require a robust partnership approach to improve the current landscape for survivors of SVA crimes. The recommendations are going through a governance process and so cannot be detailed here at this time. The VAWG strategic governance group will work closely with our partners to implement the agreed recommendations and make the necessary improvements for those who need the services the most.

6.5 Protection

Appropriate intervention for all individuals displaying concerning behaviours. Seeking sustainable behaviour change in identified perpetrators. Perpetrators are brought to justice.

The Home Office VAWG strategy recognises the need to work with perpetrators, stating 'we cannot simply arrest our way out of domestic and sexual violence.' 'Through supporting interventions that lead to sustainable behaviour change in perpetrators themselves we will drive an overall reduction in prevalence of VAWG crimes and reduced rates of re-offending.

Nationally there are programmes available which are delivered at a local level by the Essex Community Rehabilitation Company, such as Building Better Relationships, which is also run in Thurrock for Brighter Futures, to work with perpetrators of domestic abuse.

6.5.1 Countywide

Consequently, it was extremely encouraging to see that SETDAB were successful in a countywide bid to the VAWG Transformation Fund and secured £450,000 to deliver a host of VAWG perpetrator

³³ Essex SARC annual report 2016-2017

pathways aimed at tackling perpetrators of domestic abuse. These focused on the following key areas:

1. The Community Perpetrator outreach programme (The Change Project) delivered by the Change Project. This project provides expert services for cases in which domestic abuse (DA) is a feature. This is in the form of a consultation service and workshops to upskill practitioners working with families, and a voluntary one-to-one perpetrator intervention that agencies can refer to.
2. The Bystander Intervention (Bringing in the Bystander) delivered by the University of Essex and Anglia Ruskin University. This intervention is delivered to staff and students, and is delivered in a workshop format which teaches bystanders how to safely intervene in situations in which sexual violence, DA or stalking are occurring, or are at risk of occurring.
3. The Prison-based intervention (CHOICES Programme) delivered by The Essex Community Rehabilitation Company Limited. CHOICES is a voluntary 12-session, group-based programme for adult male prisoners for whom DA is identified as an issue. The programme aims to equip participants with the understanding and skills to promote healthy relationships and behaviours.
4. The Male-mentoring programme (The Good Man Project) delivered by Essex County Council Youth Services. This is a 5-week programme that can be delivered in a group or one-to-one, for young men aged 13-18 who are at risk of entering into abusive relationships. The programme aims to educate participants to show respect in relationships, and what differentiates a healthy relationship from an unhealthy one.³⁴

The evaluation of these interventions highlighted positive outcomes from all programmes. The funding for this suite of interventions will end in March 2020, therefore these programmes are currently under review.

6.5.2 Locally

In 2018 Thurrock Council seconded a Domestic Abuse Advisor into post, based within Thurrock Children's Services for 9 months. The success of this role as a lead for domestic abuse and undertaking direct work with perpetrators highlighted a gap in this area. Thurrock made a permanent role of and employed a Domestic Abuse Interventions Manager in July 2019. The aim of the position is to provide guidance and support to Thurrock Children's Services in cases linked to domestic abuse, development and oversight of MARAC, interventions for perpetrators, victims and their children and training to multiple teams, with the aim to upskill front line staff in direct work.³⁵

Thurrock utilise the Domestic Violence Interventions Programme delivered over a 26-week period, this is a RESPECT accredited perpetrator programme for men. Importantly, it also provides support for (ex) partners regarding practical and safety issues.

Another area of work is the response we can offer when finding victims and perpetrators of modern day slavery and human trafficking. Our main focus would be in the preventative and positive community objectives, but we have a lot to learn from the statistics of these crimes across Essex. The table below demonstrates the investigation demand on West LPA (Thurrock is within this grouping). Females are suffering most from sexual exploitation and domestic servitude, males from

³⁴ <https://setdab.org/resource/vawg-evaluation-report/>

³⁵ Thurrock Multi Agency Risk Assessment Conference (MARAC) Report and Development Plan 2019

labour and criminal exploitation. Thurrock will be an active member of the Antislavery partnership which Thurrock will host its inaugural meeting in January 2020. By working together we will be better informed to protect the victims and bring the perpetrators to justice.

Table 2 - Investigation Demand

LPA	Year to Date (01/01/2019 - 30/10/2019)	Previous Week (24/10/2019 - 30/10/2019)	Last Week (31/10/2019 - 06/11/2019)
North LPA	145	0	3
South LPA	83	3	0
West LPA	100	1	1
Force	0	0	0
Out of Force	1	0	0
Total	329	4	4

Table 3 - Referrals

Referral Type/Status	Year to Date (01/01/2019 - 30/10/2019)	Previous Week (24/10/2019 - 30/10/2019)	Last Week (31/10/2019 - 06/11/2019)
MS1	58	2	0
NRM	217	2	4
Total	275	4	4

Table 4 - Exploitation Type V Gender

Exploitation Type	Year to Date (01/01/2019 - 30/10/2019)			Total
	Female	Male	Unknown	
Criminal exploitation	14	95	0	109
Domestic servitude	16	0	0	16
Labour exploitation	14	68	5	87
Sexual exploitation	85	3	0	88
Unknown or Other	12	7	0	19
Total	141	173	5	319

In line with our partners and their current review of services, Thurrock will be examining our future options for perpetrator intervention programmes. Thurrock will consider the options available and will be seeking sustainability from financial fluctuations to strengthen our approach to this objective.

7 Future activities and developments.

The Thurrock VAWG group will continue to deliver the action plan that accompanies this strategy, whilst having regard for a number of significant developments expected nationally and locally throughout the time period of this document.

7.1 Nationally

The Istanbul Convention is a comprehensive legal framework that sets out the minimum standards for countries to adhere to in combatting Violence Against Women and Girls and addresses sexual abuse as well as domestic violence, child marriage and Female Genital Mutilation. Countries that incorporate the treaty commit to ensuring survivors of these crimes can have access to specialist support services and refuges, monitoring data about gender-based violence and having age-appropriate education at schools. The UK signed the convention in 2012 however are yet to ratify it.

The progress report released October 2019, the government stated that in most respects, the UK already complies with or goes further than the Convention requires. Examples given were that we have significantly strengthened the laws and introduced a range of new tools and measures to protect victims. They acknowledged that there is more to do, including the issue of support for migrant victims of domestic abuse.³⁶

The draft Domestic Abuse Bill aimed at supporting victims and their families and pursuing offenders will continue its progress through parliament and is expected to receive royal assent in 2020. It will introduce the first ever statutory government definition of domestic abuse to specifically include economic abuse and controlling and manipulative non-physical abuse. The appointment of a Domestic Abuse Commissioner is expected to drive the response to domestic abuse issues.

The law around non-consensual taking, making and sharing of sexual images is currently under review, it commenced July 2019 and is expected to conclude in the summer of 2021.

A review of the National Statement of Expectations is expected imminently.

7.2 Local developments

Roll out of Operation Encompass is expected in 2020. This is a multi-agency approach to give early notification to schools, academies, colleges and nurseries that a child or young person has been present, witnessed or been involved in a domestic abuse incident. Nominated key adults within local schools will receive information from Essex Police and Thurrock Council Children's Services to afford them the opportunity of assessing the needs of the child during the school day and, should it be deemed appropriate to do so, to provide early support.

Countywide the National Roll-Out of the Cross Criminal Justice System Domestic Abuse (DA) Best Practice Framework. Thurrock will continue contributing to this to ensure that the victims of domestic abuse receive the help they need as they progress through the criminal justice system.

Thurrock have recently embraced the Blue Light project as part of a multi-agency group within the community safety partnership. This is Alcohol Change's national initiative to develop alternative approaches and care pathways for treatment resistant drinkers who place a burden on public services. The project aims to challenge the belief that nothing can be done with resistant drinkers who 'do not want to change'. It aims to challenge this by showing there are a range of positive strategies that can be used to manage risk, reduce harm and promote change.³⁷ DHR's nationally have revealed both the role of problem drinking and the challenge of managing it in the context of domestic violence. DHRs offer a level of detail that was previously unavailable which has given professionals a greater understanding of the role of alcohol within relationships.

A new countywide group looking at women in the criminal justice system, the Women's Service Action Team, led by the Essex Community Rehabilitation Company. The make-up of women in the Criminal Justice System, such as the overrepresentation of BAME women, means that certain groups experience particular challenges in accessing help and support. The best available evidence

³⁶ Istanbul Convention Ratification: 2019 Report on Progress: Written statement - HCWS58

³⁷ <https://www.alcoholpolicy.net/2015/01/blue-light-project-alcohol-concern-release-manual-for-working-with-change-resistant-drinkers.html>

suggests that to reduce reoffending and keep women safe, we should invest in gender-informed.³⁸ A delivery plan is currently in development looking at matters such as the experiences of women in custody and the community, and trying to stop/address the gender inequality that women are facing, such as custody for certain crimes, prison for non-payment of TV licencing, for example. Research shows that reductions in reoffending are more likely when approaches and services are rehabilitative rather than punitive.³⁹

Project Goldcrest is designed to help young people who have been identified by professionals (such as doctors, teachers, and social workers) who have concerns for the welfare or safety of the young person being at risk from exploitation. If the individual is a victim of a sexual assault and they do not want to report to the police or self-refer to the SARC, this project enables them to provide evidence of their experiences, without involving the Police. The samples are kept (anonymously) for 25 years or until the young person is ready to talk to the police about what happened.

8 Closing comments

There is a lot of work to be done and we look forward to making progress on some of the following elements. A fully detailed action plan will be agreed with the Thurrock VAWG strategic governance group.

Theme	Objective	Area for progression
Positive Communities	Engage our local communities through training and awareness of VAWG crimes and associated behaviours, enabling them to stand up and say 'no' to these crimes in their community.	Host community events to raise profile of VAWG crimes and associated behaviours Host J9 domestic abuse training in the community
Prevention	Increased awareness and education of all VAWG crimes within schools and across various professions. Implementing safeguarding and harm prevention activities.	Offer Thurrock schools support to meet the RSE requirement. Learn from the outcome of the early adopter scheme to better support primary schools.
Partnership	Effective multi-agency arrangements exploring VAWG crimes, sharing of information and good practice.	Learn from good practice on completed DHR's nationally and countywide Work with partners to assist in the implementation of the JSNA recommendations.
Provision	Support victims of VAWG crimes with the appropriate service for their need	Survivor feedback to shape future provision. Thurrock Housing Safeguarding obtain DAHA accreditation

³⁸https://assets.publishing.service.gov.uk/government/uploads/system/uploads/attachment_data/file/719819/female-offender-strategy.pdf

³⁹ Transforming Rehabilitation: a summary of evidence on reducing reoffending

Protection	Appropriate intervention for all individuals displaying concerning behaviours. Seeking sustainable behaviour change in identified perpetrators. Perpetrators are brought to justice.	Explore future options for perpetrator interventions
------------	--	--

VAWG remains widespread and has a devastating impact on victims and families. Thurrock Violence Against Women and Girls strategic governance group remains committed, through its members and partnership to develop and implement innovative programmes to tackle these crimes. The appointment of a VAWG Coordinator demonstrates the Council commitment to VAWG. We cannot do this alone, our multi-agency groups, both locally and Essex wide are established to tackle operational and strategic issues that impact the VAWG agenda. Through working collaboratively in partnership we will strengthen processes to help victims of these crimes. Every victim matters.

9. Definitions of Offences

Domestic Abuse, including Intimate Partner Violence has since March 2013 been defined as:

“any incident or pattern of incidents of controlling, coercive or threatening behaviour, violence or abuse between those aged 16 or over who are or have been intimate partners or family members regardless of gender or sexuality.”

This can encompass, but is not limited to the following types of abuse: psychological; physical; sexual; financial; emotional”

Family members are defined as: mother, father, son, daughter, brother, sister and grandparents whether directly related, in-laws or step-family.

“Controlling behaviour” is a range of acts designed to make a person subordinate and/or dependant by isolating them from sources of support, exploiting their resources and capacities for personal gain, depriving the, of the means needed for independence, resistance and escape and regulating their everyday behaviour.

“Coercive behaviour” is: an act or a pattern of acts of assault, threats, humiliation and intimidation or other abuse that is used to harm, punish, or frighten their victim

Forced Marriage is a marriage conducted without the valid consent of one or both parties where duress is a factor

Honour Based Violence/Abuse (so called) is an international term used by many cultures for justification of abuse and violence. It is a crime or incident committed in order to protect or defend the family or community “honour”; this can often, but not always, go hand in hand with forced marriages.

Female Genital Mutilation (FGM) refers to procedures that intentionally alter or cause injury to the **female genital** organs for non-medical reasons

Sexual Violence and Abuse **Sexual Violence and Abuse** can be defined as any behaviour perceived to be of a sexual nature which is unwanted and takes place without consent or understanding:-

- **Rape** is defined as penetrative sex with another person against their will. This includes vaginal, anal and oral penetration.
- **Sexual assault** covers any other sort of sexual contact and behaviour that is unwanted, ranging from touching to any other activity if it is sexual.
- **Child Sexual Abuse** Child sexual abuse is the involvement of a child in sexual activity that he or she does not fully comprehend, is unable to give informed consent to, or for which the child is not developmentally prepared and cannot give consent
- **Sexual Harassment** is unwelcome sexual advances, requests for sexual favours, and other verbal or physical conduct of a sexual nature.

Child Sexual Exploitation (CSE) Sexual exploitation of children and young people involves exploitive situations, contexts and relationships where young people (or a third person or persons) receive

“something” (e.g. food, accommodation, drugs, alcohol, cigarettes, affection, gifts money) as a result of them performing, and/or another or others performing on them, sexual activities. (This can include forms of grooming)

Sexual Harassment is unwelcome **sexual** advances, requests for **sexual** favors, and other verbal or physical conduct of a **sexual** nature.

Sexual Exploitation including trafficking for sexual exploitation the forcible or deceptive recruitment of woman, men and children, for the purposes of forced prostitution or sexual exploitation:

Stalking. Whilst there is no strict legal definition of 'stalking', The Protection of Freedoms Act 2012 created two new offences of stalking by inserting new sections 2A and 4A into the Protection from Harassment Act 1997 section 2A (3) and sets out examples of acts or omissions which, in particular circumstances, are ones associated with stalking. For example, following a person, watching or spying on them or forcing contact with the victim through any means, including social media. The effect of such behaviour is to curtail a victim's freedom, leaving them feeling that they constantly have to be careful. In many cases, the conduct might appear innocent (if it were to be taken in isolation), but when carried out repeatedly so as to amount to a course of conduct, it may then cause significant alarm, harassment or distress to the victim.

Human trafficking is the movement of people by means such as force, fraud, coercion or deception, with the aim of exploiting them. It is a form of modern slavery.

Modern Day slavery- The following definitions are encompassed within the term 'modern slavery' for the purposes of the Modern Slavery Act 2015.

- slavery' is where ownership is exercised over a person
- 'servitude' involves the obligation to provide services imposed by coercion
- 'forced or compulsory labour' involves work or service extracted from any person under the menace of a penalty and for which the person has not offered himself voluntarily
- 'human trafficking' concerns arranging or facilitating the travel of another with a view to exploiting them.

Community and Equality Impact Assessment

As an authority we have made a commitment to apply a systematic screening process to both new policy development or changes to services.

This is to determine whether the proposals are likely to have a significant impact on different groups within our community.

This process has been developed, together with [full guidance \(PDF\)](#), to support officers in meeting our duties under the:

- Equality Act 2010.
- The Best Value Guidance
- The Public Services (Social Value) 2012 Act

In addition the guidance supports officers to consider our commitments set out in the [Thurrock Joint Compact](#) with the voluntary sector.

As well as supporting you to look at whether there is, or will be, a significant impact, the guidance will also consider ways in which you might mitigate this in the future.

COMMUNITY AND EQUALITY IMPACT ASSESSMENT

About the service or policy development

Name of service or policy	Thurrock violence Against Women and Girls Strategy 2020/23
Lead Officer	Priscilla Tsang
Contact Details	

Why is this service or policy development/review needed?

The current VAWG strategy of 2017/20 will expire 31 March 2020. This new strategy will reflect the legislative changes and crime statistics that have occurred since 2017. This strategy and subsequent action plan will highlight and address any community or equalities anomalies. These will be incorporated within the three year action plan

Page 52

Community impact (this can be used to assess impact on staff although a cumulative impact should be considered).

What impacts will this service or policy development have on communities?
Look at what you know? What does your research tell you?

Consider:

- National and local data sets – for example, [key statistics and ward profiles](#)
- Complaints
- Consultation and service monitoring information
- Voluntary and Community Organisations
- The Equality Act places a specific duty on people with 'protected characteristics'. The table below details these groups and helps you to consider the impact on these groups.

	Positive	Neutral	Negative	What are the positive and negative impacts?	How will benefits be enhanced and negative impacts minimised or eliminated?

COMMUNITY AND EQUALITY IMPACT ASSESSMENT

Local communities in general	x		Tackling hidden offences across all spectres of society. This strategy has a specific theme of 'positive communities' to include engagement and training for local communities to help identify and tackle VAWG crimes within Thurrock.	Improved engagement and awareness raising, resulting in increased identification of these crimes, empowering communities to be catalyst for societal change.
Age	x		The strategy addresses victims and perpetrators both elderly and young Sexual exploitation adversely impacts young people Elder abuse is acknowledged as under reported and is being highlighted for action	Closer working with adult safeguarding and youth forums in the borough. Learning from national reports which focus on the needs of rural communities. Having regard for our population breakdown will assist us in directing services appropriately. Thurrock has a higher percentage of young people (those aged 0-14) than England. It also has a slightly higher population percentage of middle-aged people (those aged 30-49). However in the older population the percentage is lower than England. ¹
Disability	x		Further awareness of the barriers in reporting crimes, and greater awareness of the issues faced, such as difficulties in leaving abusive relationships due to disability. Monitoring of any gaps through scrutiny processes. For example, under representation of individuals with disability heard at MARAC ²	Learning from national research and voices of victims and survivors. Examples such as Public health's publication of 'Disability and domestic abuse, Risk, impacts and response' By seeking to harmonise the services available to respond to clients' needs.
Gender reassignment	x		Further awareness of the barriers in reporting crimes, and greater awareness of the issues faced and the	Links with appropriate forums in the borough and seeking contribution to annual refresh of action plan

Page 53

¹ 2011 Census

² Spotlight #2 Disabled people and domestic abuse

COMMUNITY AND EQUALITY IMPACT ASSESSMENT

			<p>understanding of links to hate crime reporting.</p> <p>Local data sets are now expanding the previously restricted gender question tick box option and making it more inclusive.</p>	
Marriage and civil partnership	x		Addresses abuse within all domestic relationships and highlights forced marriage in particular.	<p>By greater transparency with communities linked to forced marriage</p> <p>Acknowledgment of national data showing changes in risk of becoming a victim of VAWG crimes when marital status changes ³</p>
Pregnancy and maternity	x		Pregnant women are particularly vulnerable to domestic abuse, the strategy reinforces the responses to domestic abuse	By increased engagement with midwifery services and FGM
Race (including Gypsies, Roma and Travellers)	x		Improving engagement and reporting levels from all BAME communities. 14.13% of Thurrock residents come from BAME communities. ⁴ Reporting is disproportionate. BAME communities are more at risk from Honour Based Abuse including FGM	<p>Ongoing work across Essex to increase awareness and reporting across BAME communities</p> <p>Continue to support BAME project Maya and work closely with the traveller welfare officers to reach out to our traveller communities.</p>
Religion or belief		x	The established religions do not condone the abuse highlighted within this strategy	
Gender	x		Nationally the majority of victims were female and the majority of perpetrators are male. This strategy has a focus on women as	Greater support and awareness for men as victims, supported internally by the Housing Safeguarding Team.

Page 54

³ ONS Domestic abuse victim characteristics 2019

⁴ JSNA sexual violence and abuse appendices

COMMUNITY AND EQUALITY IMPACT ASSESSMENT

			victims, however the services offered by Thurrock are available to all victims of VAWG crimes.	
Sexual orientation		x	The strategy makes no differentiation on sexual orientation and treats all victims and perpetrators regardless of sexual orientation	Learning from national research such as GALOP reports, which are supported by government to support LGBT community. We need to improve the accuracy of data with regards to this community in order to drive activity and is reflected in the action plan.
Any community issues identified for this location? <i>See above link to ward profiles.</i>	x		Whilst domestic abuse affects all communities, the following wards have provided the most disclosures to the Housing Safeguarding Team in 2018/19. ⁵ Wards will differ according to data source <ul style="list-style-type: none"> • Grays 40%, • Tilbury 15%, • South Ockenden and Aveley 22 %. It should be noted that this also reflects where there is a higher concentration of Local Authority housing	Targeted response to these wards and other wards as identified.

Page 55

2. Consultation.

Provide details of what steps you have taken or plan to take to consult the whole community or specific groups affected by the service or policy development e.g. on-line consultation, focus groups, consultation with representative groups?
This is a vital step – see [full guidance \(PDF\)](#).

⁵ Housing safeguarding report 2018/19

COMMUNITY AND EQUALITY IMPACT ASSESSMENT

Provide details of what steps you have taken or plan to take to consult the whole community or specific groups affected by the service or policy development e.g. on-line consultation, focus groups, consultation with representative groups?

This is a vital step – see [full guidance \(PDF\)](#).

The direction of the strategy and action plan was developed following consultation with attendees at the VAWG conference 2019 and Thurrock Community Safety Partnership Board. Legislative changes and actions identified through the work of the Violence against Women and Girls Strategic Governance Group.

The following statutory and voluntary professionals have been consulted as members of the VAWG strategic governance group: Changing Pathways, SERICC, Public Health, CCG, Inclusions Thurrock, and Essex Police.

This strategy will be shared with Thurrock Council staff for: Women’s, LGBT, BAME and Disability

3. Monitoring and Review

Page 56

How will you review community and equality impact once the service or policy has been implemented?

*These actions should be developed using the information gathered in **Section 1 and 2** and should be picked up in your departmental/service business plans.*

Action	By when?	By who?
The accompanying action plan identifies the gaps referred to above and also the responses over the next 3 years in order to address them	March 2023	Priscilla Tsang and Thurrock VAWG governance group within the Community Safety Partnership

4. Next steps

COMMUNITY AND EQUALITY IMPACT ASSESSMENT

Implications/ Customer Impact

The implementation of the strategy and action plan continue the progress made to date and will offer a range of preventive measures, and provision of support to individuals who bravely come forward seeking assistance. Improved harmonised interagency services will tackle the root causes including early interventions with perpetrators.

The strategy and action plan signpost a sensitive but thorough response to assisting in safeguarding victims regardless of gender, sexual orientation and ethnicity. This strategy will contribute considerably to the Local Authority meeting their duty under the Crime and Disorder Act 1998 Section 17.

5. Sign off

The information contained in this template should be authorised by the relevant project sponsor or Head of Service who will be responsible for the accuracy of the information now provided and delivery of actions detailed.

Name	Role (e.g. project sponsor, head of service)	Date
Priscilla Tsang	VAWG Coordinator	
Julie Rogers	Chair of the Community Safety Partnership	
Natalie Warren	On behalf of Thurrock Council	

This page is intentionally left blank

6 February 2020	ITEM: 6
Cleaner, Greener and Safer Overview and Scrutiny Committee	
Fees and Charges Pricing Strategy 2020/21	
Wards and communities affected: All	Key Decision: Key
Report of: Accountable Assistant Director of Service: Leigh Nicholson - Assistant Director Planning and Growth Daren Spring – Assistant Director Street Scene and Leisure Les Billingham - Assistant Director - Adult's Social Care Tracie Heiser – Assistant Director – Customer Services	
Report of: Accountable Directors of Service: Julie Rogers - Director of Environment and Highways Andy Millard - Corporate Director – Place Roger Harris – Corporate Director - Adults, Housing and Health Karen Wheeler – Director of Strategy, Communications and Customer Services	
This report is Public	

Executive Summary

This report specifically sets out the charges in relation to services within the remit of this Overview and Scrutiny Committee. Charges will take effect from the 1 April 2020 unless otherwise stated. In preparing the proposed fees and charges, directorates have worked within the charging framework and commercial principles set out in Section 3 of the report.

Further director-delegated authority will be sought via Cabinet to allow Fees and Charges to be varied within financial year in response to commercial requirements.

The full list of proposed charges is detailed in Appendix 1, and the proposed deletion of current fees and charges are detailed in Appendix 2.

1. Recommendation(s)

- 1.1 **That Cleaner, Greener and Safer Overview and Scrutiny Committee note the revised fees, including those no longer applicable; and comment on the proposals currently being considered within the remit of this committee.**

1.2 That Cleaner, Greener and Safer Overview and Scrutiny Committee note that director delegated authority will be sought via Cabinet to allow Fees and Charges to be varied within a financial year in response to commercial requirements.

2. Introduction and Background

2.1 The paper describes the fees and charges approach for the services within the Cleaner, Greener and Safer Overview and Scrutiny Committee remit for 2020/21 and will set a platform for certain pricing principles moving forward into future financial years.

2.2 The paper provides narrative for the Cleaner, Greener and Safer areas:

- Arboricultural
- Outdoor Sports and the Commercial Hire of Open Spaces
- Allotments
- Domestic Waste
- Burials and Memorials
- Environmental Enforcement and Abandoned Vehicles
- Registrars
- Theatre
- Heritage Service
- Public Protection

3. Thurrock Charging Policy

3.1 The strategic ambition for Thurrock is to adopt a policy on fees and charges that are aligned to the wider commercial strategy and ensure that all discretionary services cost recover.

3.1.1 Furthermore, for future years, while reviewing charges, services will also consider the level of demand for the service, the market dynamics and how the charging policy helps to meet other service objectives.

3.1.2 When considering the pricing strategy for 2020/21 some key questions were considered:

- Where can we apply a tiered/premium pricing structure
- How sensitive are customers to price (are there areas where a price freeze is relevant)
- What new charges might we want to introduce for this financial year
- How do our charges compare to neighboring boroughs and private sector competitors (particularly in those instances where customers have choice)
- How can we influence channel shift

- Can we set charges to recover costs
- What do our competitors charge
- How sensitive is demand to price
- Statutory services may have discretionary elements that we can influence
- Do we take deposits, charge cancellation fees, and charge an admin fee for duplicate services (e.g. lost certificates.)

3.2 The key following points should be noted for 2020/21 fees and charges:

- **Outdoor Sports and open spaces** - have increased fees and charges by a range of between 1.94% - 9.76% to reflect moving towards a cost neutral approach.
- **Allotments** - fees and charges have increased in line with forecast inflation 2020/21
- **Domestic Waste** - fees and charges are unchanged for 2020/21
- **Burials and Memorials** - Following a thorough benchmarking exercise last year it has been decided that this year all burial fees will be increased in line with forecast inflation and the cost of living
- **Environmental Enforcement** – fees and charges are set by legislation, with Council charging the maximum permitted, in line with policy.
- **Registrars** – on the 16th February 2019 the new regulations come into force for the Local Registration Service (LRS) the regulations make the following changes to certificate fees, which have been agreed with the National Panel for Registration, the revised fees mirror those that will be provided by the General Registration Office (GRO) and remove the disparity between the two services as they have been set at a National Average Level:
 - 1) *The three-tier Certificate fees will be removed and replaced by one single (standard) fee of £11 regardless of when the application is made. The £11 fee will also apply to a Short Birth Certificate.*
 - 2) *The introduction of a statutory priority certificate for of £35 for a 24hour service*
- **Theatre** – each year the theatre reviews charges based on monitoring in year changes to demand, customer feedback and changes made by neighboring theatres. For 2020/21 most fees and charges will increase in line with forecast inflation however there are a number of exceptions including:
 - Performance surcharges, costs for extra staff, some hire charges, the gallery deposit scheme and costs of ticket printing remain unchanged;
 - Hire charges for using the museum as an additional dressing room will increase to offset additional cleaning costs we now incur, with the addition of the cleaning costs now included in the price this is a 28.3% increase which is needed to cover our costs of the cleaning.
 - Technical hire packages have been introduced to simplify hire of technical equipment and improve take up;
 - New services (and charges) will be introduced including a cost to hire the theatre spaces for dance festivals; the foyer for private functions and

for offering staff services and technical support to events arranged by third parties;

- **Public Protection** - licensing fees and charges are set through the licensing committee and TBC for 2020/21. Other Public Protection fees and charges remain unchanged for 2020/21 with the exception of those relating to the Control of Dogs, which have been restructured in line with the charges levied by a new contractor. And are above inflation
- **Heritage Service** – the service charges for educational visits to Coalhouse Fort and to the Museum, talks, informal education, topic loan boxes and research tickets. It is proposed that charges are not changed for 2020/21.

3.3 **Proposals and Issues**

3.3.1 The fees and charges for each service area have been considered and the main considerations are set out below.

3.3.2 To allow the Council services to better respond to changes in the commercial environment for fees and charges; delegated authority will be sought through Cabinet to permit the Director of the Service Area jointly with the Director of Finance to vary service charges within financial year due to commercial considerations.

- This will allow service areas, providing services on a traded basis to vary their fees and charges to reflect commercial and operational considerations that impact the cost recoverability calculations.
- Any changes to Fees and Charges due to commercial considerations will require the consultation with, and agreement of, the relevant Portfolio Holder.

3.3.3 Unless indicated otherwise, fees and charges for 2020/21 will increase in line with forecast inflation for 2020/21 (subject to rounding).

3.4 **Arboricultural**

Due to the limited commercial scope, caused by the difficulty of recruiting arboricultural staff in the public sector, the service has now recruited an apprentice with a view to develop the skillset in-house and looking at commercial opportunities in 2020/21 and onwards

3.5 **Outdoor Sports and the Commercial Hire of Open Spaces**

3.5.1 The strategic objective for charging for use of outdoor sports facilities is to provide quality services that are competitively priced to encourage optimum use and consequently maximize income levels while at the same time reducing net subsidy and encouraging the Councils wider health and leisure strategy.

- 3.5.2 Currently the cost of maintaining the pitches is not recovered from the income generated. To bridge the gap the service has introduced technology to make efficiencies and reduce the costs as much as possible. Despite these steps, there is still a gap in costs and hence the fees need to increase over the next three years. This will help the service get closer to a cost neutral position. Therefore, all sports pitch fees, season tickets and other charges will be increased by a range of between 1.94% to 9.76% The Council will continue to offer a generous discount for block/season long bookings to support our sports clubs in the borough who participate in leagues and competitions
- 3.5.3 Whilst the work to increase the fees and charges is taking place, clubs are being supported to make informed choices on alternative options in looking after their clubs and facilities. Some clubs have decided to raise the cost of maintaining their own facilities and in return not pay any fees and charges.
- 3.5.4 An example are the bowls clubs based at Blackshots. They no longer pay fees to the council, instead they have formed a partnerships at Blackshots and use the fees to select a specialist maintenance contractor of their choice who will look after the facility and bring it up to the highest possible standard. As a self-managed club/ group the additional benefit was their new ability to apply for funding to carry out other major works they felt would make their site a better place. The group secured £27k to relay the south green, creating an enhanced bowling green that will enable more people to join the clubs next year.
- 3.5.5 Currently Outdoor Event Applications are charged based on each individual application. No charge is made for the event application. However, there are several application that are processed with the result leading to the event not taking place. It can take between 2-6 hours of staff time to assess each application, particularly when follow up is required to ensure the applicant is compliant with the terms and conditions. We are proposing an admin fee of £25 to assess each application, as research suggests other boroughs are already doing this.

3.6 Allotments

- 3.6.1 Thurrock Council currently provides two Allotment Sites with all other sites in the borough being self-managed by community groups. The fees and charges in this report reflect Council Managed Allotments only.
- 3.6.2 The income received from allotments contributes towards the ongoing running costs that they incur. Taking into account the management costs and the income received Allotments are currently cost neutral. Allotment increased along with forecast inflation for 2020/21.

3.7 Domestic Waste Charges

- 3.7.1 The collection of Domestic Waste is provided free of charge. Legislation makes a number of exceptions to this; Waste Collection Authorities can

charge for the collection of bulky items and for replacement waste receptacles where appropriate. The Council currently charges for both bulky waste collections and replacement waste receptacles, the charges for both have been reviewed as part of this process and have increased in line with forecast inflation.

- 3.7.2 The strategic objective for charging for non-statutory waste services is to cover the cost of providing the service, so far as is practicable; taking account of the need to protect the street scene, residential amenity and to provide residents with an affordable responsible avenue to dispose of their waste. Communication campaigns are being developed to promote responsible waste disposal, and a recycling officer has been introduced to help drive this agenda forward.
- 3.7.3 A review of neighboring authorities' charges for bulky waste has led to the Thurrock charges remaining unchanged for 2020/21. The service is currently reviewing activities to explore if there are further commercial opportunities

3.8 Burials and Memorials

- 3.8.1 Thurrock Council maintains five cemeteries providing a range of burial services and graves for cremated remains. Following a thorough benchmarking exercise last year it has been decided that this year all burial fees will be increased in line with forecast inflation and the cost of living.

3.9 Environment Enforcement and Abandoned Vehicles

- 3.9.1 Environmental Enforcement issue fixed penalty notices (FPN's) for breaches of legislation. Where appropriate the alleged offender is issued with a FPN as an opportunity to discharge any liability for conviction for the alleged offence. Issuing a FPN is not always appropriate for repeat offenders or those where the severity is such that prosecution is more appropriate.
- 3.9.2 The minimum and maximum amount that a fixed penalty notice can be issued for is determined by offence and is set out in legislation. The Council has license to set the amount between the legislated minimum and maximum and can offer early repayment discounts if they are so minded.
- 3.9.3 In line with the objectives of Clean it, Cut it, Fill it and the zero tolerance approach to Environmental Crime, all Fixed Penalty Notices charges have been set at the maximum amount permissible in law, with no option for an early repayment discount.
- 3.9.4 A number of additional enforcement charges have been added to the fees and charges schedule for 2020/21 to include the duty of care for domestic waste, and vehicle engine idling. Further enforcement fees have also been included for a variety of offences, some have been agreed, but some will still require approval from the Secretary of State (as stated in Appendix 1).

3.10 Registrars

- 3.10.1 The Register Office provides the statutory service of registering births deaths & marriages, alongside the non-statutory service of citizenship ceremonies on both a group and individual basis.
- 3.10.2 The fees and charges set by the Council are always reviewed against neighbouring Authorities, and take full account of any statutory charge limitations.
- 3.10.3 Customer engagement throughout the year allows us to take into consideration local reaction and address any concerns to changes in the fees and charges.
- 3.10.4 Overall fees and charges have remained unchanged for the majority.
- 3.10.5 In February 2019 the law changed which set certificate pricing at a national average level.
- 3.10.6 The attendance at Approved premises fees have been increased in line with neighboring areas for couples that choose to have their ceremonies at private venues
- 3.10.7 Three new charges have been introduced using the commercial principal for full cost recovery where commercially appropriate.
1. *Postage and Packing Charge (Special Delivery 24hr Guaranteed)*
 2. *Administration Charge to complete PD2 / Proof of Life Confirmation forms*
 3. *Ceremonies in the new Lacey Marriage Room*
- 3.10.8 To enhance customer choice a new room will be provided as an approved premise at the Thameside complex (The Lacey Room) and the statutory Register Office marriage room will be located adjacent to the existing room
- 3.10.9 We have also increased our 1st class recorded postage service by 50p which reflects as a 20% increase this brings us in line with neighbouring boroughs charges.

3.11 Theatre Services

The Thameside Theatre is one of the services accommodated in the Thameside Complex. The theatre has been working towards a cost recovery model – where the income generated from the theatre offsets direct costs. Income will continue to be generated through -

- Fees for hire of the facilities, equipment and services offered
- Traded Services - for example ticket sales, bar and kiosk merchandise
- Council subsidy (if required)

The team worked with the Commercial Services team to develop a business plan that has now been in place for over a year. The team have worked towards implementing actions contained in the business plan and within their control including purchase of a new ticketing system and a designated marketing person. Both of these changes have had a positive effect on business.

Like any trading organization, income and costs vary year to year. The annual turnover is typically £700k.

A thorough review of fees and charges was undertaken for the 2017/18 and reported to Cleaner Greener Safer Overview and Scrutiny Committee at that time. Since then fees and charges have been closely monitored to assess impact on demand, income generation potential and any changes made by neighbouring theatres

3.12 Theatre Hire, Performance and Ticketing Fees and Charges

1. Fees and charges for 2020/21 are proposed as follows: :
2. Most hire charges are increased by approximately 3%
3. Certain charges will remain unchanged including: Performance surcharges, costs for extra staff, some hire charges (notably for the Thameside 2 room), the gallery deposit scheme and the costs of printing tickets
4. New charged services will be introduced with the aim simplifying the charging regime and increasing access to services while generating income to offset the costs of theatre operations. The new charges are outlined in further detail below:

3.13 New Technical Equipment Charges

1. A full review has been undertaken of technical charges. It is proposed that a much simpler pricing scheme is introduced packaging the services that are available. It is hoped this will help hirers understand what is on offer and increase take up.
2. The packages – Bronze, Silver, Gold & Platinum with costs ranging from £100 -£300 will also help the technical team determine what is required by each hirer well in advance
3. It will still be possible to hire individual items from the technical team. It is proposed costs for these items will increase by 3%

3.14 Extra Dressing Rooms

At present the Theatre occasionally use the Museum spaces as additional dressing rooms. If the museum is used additional cleaning costs are incurred so it is proposed that the fee is increased from £53.00 to £68.00 to cover these additional costs, this equates to a 28.3% increase but is necessary to cover our costs. In addition a caveat will be noted to the hirer to state if a deep clean is required due to their misuse of the area the full cost of the deep clean will

be passed on to the hirer, meaning the Theatre do not incur additional costs. This will be made clear in advance to anyone booking the space as an extra dressing room.

3.15 New Services

1. The theatre team are looking at broadening the range of services they are able to offer to increase reach into the community, support more events and activities and build an income stream that can support the theatre in the future. A number of new charges are included for 2020/21 that cover the following:
 - a. A daily rate for Dance Festivals to hire the Thameside Theatre facilities
 - b. Party Packages to make use of the foyer space when the theatre is not in use
 - c. The Hire of the Theatre's skilled staff to support external/3rd party indoor and outdoor events across the borough and surrounding areas - including provision of technical equipment

3.16 Heritage Service

Thurrock Heritage Service charges for a number of services:

- School visits to Coalhouse Fort and Thurrock Museum
- Talks given to other organisations
- Informal educational sessions
- Topic loan boxes for schools
- Research and Readers tickets

Charges were formally introduced this year and the service is monitoring impact on demand. For 2020/21 charges have been compared with other services similar to those offered by the Thurrock Museum. In general these services have not increased charges in the past year and therefore it is proposed that charges remain unchanged for 2020/21.

4. Reasons for Recommendation

- 4.1 The setting of appropriate fees and charges will enable the Council to generate essential income for the funding of Council services. The approval of reviewed fees and charges will also ensure that the Council is competitive with other service providers and neighbouring councils. The ability to vary charges within financial year will enable services to more flexibly adapt to changing economic conditions.
- 4.2 The granting of delegated authority to vary these charges within financial year will allow the Council to better respond to commercial challenges.

5. Consultation (including Overview and Scrutiny, if applicable)

- 5.1 Consultations will be progressed where there is specific need. However, with regard all other items, the proposals in this report do not affect any specific parts of the borough. Fees and charges are known to customers before they make use of the services they are purchasing.

6. Impact on corporate policies, priorities, performance and community impact

- 6.1 The changes in these fees and charges may impact the community; however, it must be taken into consideration that these price rises include inflation.

7. Implications

7.1 Financial

Implications verified by: **Joanne Freeman**
Finance Manager

The effect of any changes to fees and charges on individual income targets will be determined as part of the 2020-21 budget setting process in which Corporate Finance and service areas will review anticipated level of demand, fee increases, previous performance and potential associated costs. Future reports will set out the 2020-21 targets across all directorates.

7.2 Legal

Implications verified by: **Tim Hallam**
Acting Head of Law, Assistant Director of Law & Governance

Fees and charges generally fall into three categories – Statutory, Regulatory and Discretionary. Statutory charges are set in statute and cannot be altered by law since the charges have been determined by Central government and all authorities will be applying the same charge.

Regulatory charges relate to services where, if the Council provides the service, it is obliged to set a fee which the Council can determine itself in accordance with a regulatory framework. Charges have to be reasonable and must be applied across the borough.

Discretionary charges relate to services which the Council can provide if they choose to do so. This is a local policy decision. The Local Government Act 2003 gives the Council power to charge for discretionary services, with some limited exceptions. This may include charges for new and innovative services utilising the Council's general power of competence under section 1 of the Localism Act 2011 The income from charges, taking one financial year with

another, must not exceed the cost of provision. A clear and justifiable framework of principles should be followed in terms of deciding when to charge and how much, and the process for reviewing charges.

A service may wish to consider whether they may utilise this power to provide a service that may benefit residents, businesses and other service users, meet the Council priorities and generate income.

Decisions on setting charges and fees are subject to the Council's decision making structures. Most charging decisions are the responsibility of Cabinet, where there are key decisions. Some fees are set by full Council.

7.3 **Diversity and Equality**

Implications verified by: **Becky Price**
Team Manager, Diversity & Equality

The Council is responsible for promoting equality of opportunity in the provision of services and employment as set out in the Equality Act 2010 and Public Sector Equality Duty. Decisions on setting charges and fees are subject to Community Equality Impact Assessment process and the Council's wider decision making structures to determine impact on protected groups and related concessions that may be available

7.4 **Other implications** (where significant) – i.e. Staff, Health, Sustainability, Crime and Disorder, or Impact on Looked after Children)

None

8. **Background papers used in preparing the report** (including their location on the Council's website or identification whether any are exempt or protected by copyright):

None

9. **Appendices to the report**

Appendix 1 – Schedule of Proposed Fees and Charges for 2020/21.
Appendix 2 – Schedule of Fees and Charges no longer applicable.

Report Author:

Kelly McMillan

Business Development, Project Manager

Commercial Services

This page is intentionally left blank

Name of fee or Charge	Directorate	Overview and Scrutiny Committee	Owner	Statutory/ Discretionary Charge	VAT Status 19/20	Charge excl. VAT 2019/20	VAT Amount 2019/20	Charge incl. VAT 2019/20	VAT Status 20/21	Charge excl. VAT 2020/21	VAT Amount 2020/21	Charge incl. VAT 2020/21	Change from last year (incl. VAT)	Change from last year (% incl. VAT)	New, Removed, Unchanged
Bulky Waste Collections - Collection and disposal of up to three items	Environment and Highways	Cleaner, Greener, Safer	Andy Kelly	D	E	£ 30.00	£ -	£ 30.00	E	£ 30.90	£ -	£ 30.90	£ 0.90	+3.00%	INCREASED
Bulky Waste Collections - Each additional item	Environment and Highways	Cleaner, Greener, Safer	Andy Kelly	D	E	£ 8.00	£ -	£ 8.00	E	£ 8.24	£ -	£ 8.24	£ 0.24	+3.00%	INCREASED
Domestic Waste - Supply of a replacement wheelie bin where broken or lost	Environment and Highways	Cleaner, Greener, Safer	Andy Kelly	D	O	£ 35.00	£ -	£ 35.00	O	£ 36.00	£ -	£ 36.00	£ 1.00	+2.86%	INCREASED
Domestic Waste - Supply of 1100 refuse or recycling bin for Managing Agent including delivery	Environment and Highways	Cleaner, Greener, Safer	Andy Kelly	D	S	£ 325.00	£ 65.00	£ 390.00	S	£ 334.75	£ 66.95	£ 401.70	£ 11.70	+3.00%	INCREASED
Domestic Waste - Supply of a replacement wheelie bin where broken or lost - reduced rate if resident is claiming benefits or is over 60	Environment and Highways	Cleaner, Greener, Safer	Andy Kelly	D	O	£ 18.00	£ -	£ 18.00	O	£ 18.50	£ -	£ 18.50	£ 0.50	+2.78%	INCREASED
Parks - Commercial Hire of Parks and Open Spaces - Price on Applications	Environment and Highways	Cleaner, Greener, Safer	Jahur Ali	D	S	POA	£ -	POA	S	POA	£ -	POA	£ -	-	UNCHANGED
Parks - Bowls - Thurrock Bowls Assoc - Exclusive use of 8 greens - Over 60	Environment and Highways	Cleaner, Greener, Safer	Jahur Ali	D	E	£ 129.00	£ -	£ 129.00	E	£ 135.00	£ -	£ 135.00	£ 6.00	+4.65%	INCREASED
Parks - Bowls - Thurrock Bowls Assoc - Exclusive use of 8 greens - Under 18	Environment and Highways	Cleaner, Greener, Safer	Jahur Ali	D	E	£ 77.00	£ -	£ 77.00	E	£ 80.00	£ -	£ 80.00	£ 3.00	+3.90%	INCREASED
Parks - Bowls - Thurrock Bowls Assoc - Exclusive use of 8 greens - Under 60	Environment and Highways	Cleaner, Greener, Safer	Jahur Ali	D	E	£ 165.00	£ -	£ 165.00	E	£ 170.00	£ -	£ 170.00	£ 5.00	+3.03%	INCREASED
Parks - Cricket - Adult Pitch per match (10 games or more)	Environment and Highways	Cleaner, Greener, Safer	Jahur Ali	D	E	£ 96.00	£ -	£ 96.00	E	£ 100.00	£ -	£ 100.00	£ 4.00	+4.17%	INCREASED
Parks - Cricket - Adult Pitch per match (less than 10 games)	Environment and Highways	Cleaner, Greener, Safer	Jahur Ali	D	S	£ 96.00	£ 19.20	£ 115.20	S	£ 105.00	£ 21.00	£ 126.00	£ 10.80	+9.38%	INCREASED
Parks - Cricket - Youth Pitch per match (10 games or more)	Environment and Highways	Cleaner, Greener, Safer	Jahur Ali	D	E	£ 44.00	£ -	£ 44.00	E	£ 48.00	£ -	£ 48.00	£ 4.00	+9.09%	INCREASED
Parks - Cricket - Youth Pitch per match (less than 10 games)	Environment and Highways	Cleaner, Greener, Safer	Jahur Ali	D	S	£ 44.00	£ 8.80	£ 52.80	S	£ 48.00	£ 9.60	£ 57.60	£ 4.80	+9.09%	INCREASED
Parks - Football - Adult Pitch with Changing Facilities per match (10 games or more)	Environment and Highways	Cleaner, Greener, Safer	Jahur Ali	D	E	£ 82.00	£ -	£ 82.00	E	£ 85.00	£ -	£ 85.00	£ 3.00	+3.66%	INCREASED
Parks - Football - Adult Pitch with Changing Facilities per match (less than 10 games)	Environment and Highways	Cleaner, Greener, Safer	Jahur Ali	D	S	£ 82.00	£ 16.40	£ 98.40	S	£ 85.00	£ 17.00	£ 102.00	£ 3.60	+3.66%	INCREASED
Parks - Football - Adult Pitch with Changing Facilities per season (max 16 games)	Environment and Highways	Cleaner, Greener, Safer	Jahur Ali	D	E	£ 1,035.00	£ -	£ 1,035.00	E	£ 1,100.00	£ -	£ 1,100.00	£ 65.00	+6.28%	INCREASED
Parks - Football - Child Pitch per match (10 games or more)	Environment and Highways	Cleaner, Greener, Safer	Jahur Ali	D	E	£ 40.00	£ -	£ 40.00	E	£ 42.00	£ -	£ 42.00	£ 2.00	+5.00%	INCREASED
Parks - Football - Child Pitch per match (less than 10 games)	Environment and Highways	Cleaner, Greener, Safer	Jahur Ali	D	S	£ 40.00	£ 8.00	£ 48.00	S	£ 42.00	£ 8.40	£ 50.40	£ 2.40	+5.00%	INCREASED
Parks - Football - Child Pitch per season (max 16 games)	Environment and Highways	Cleaner, Greener, Safer	Jahur Ali	D	E	£ 507.00	£ -	£ 507.00	E	£ 550.00	£ -	£ 550.00	£ 43.00	+8.48%	INCREASED
Parks - Football - Mini Pitch per match (10 games or more)	Environment and Highways	Cleaner, Greener, Safer	Jahur Ali	D	E	£ 20.50	£ -	£ 20.50	E	£ 22.00	£ -	£ 22.00	£ 1.50	+7.32%	INCREASED
Parks - Football - Mini Pitch per match (less than 10 games)	Environment and Highways	Cleaner, Greener, Safer	Jahur Ali	D	S	£ 20.50	£ 4.10	£ 24.60	S	£ 22.00	£ 4.40	£ 26.40	£ 1.80	+7.32%	INCREASED
Parks - Football - Mini Pitch per season (max 16 games)	Environment and Highways	Cleaner, Greener, Safer	Jahur Ali	D	E	£ 96.00	£ -	£ 96.00	E	£ 105.00	£ -	£ 105.00	£ 9.00	+9.38%	INCREASED
Parks - Football - Youth Pitch per match (10 games or more)	Environment and Highways	Cleaner, Greener, Safer	Jahur Ali	D	E	£ 50.00	£ -	£ 50.00	E	£ 54.00	£ -	£ 54.00	£ 4.00	+8.00%	INCREASED
Parks - Football - Youth Pitch per match (less than 10 games)	Environment and Highways	Cleaner, Greener, Safer	Jahur Ali	D	S	£ 50.00	£ 10.00	£ 60.00	S	£ 54.00	£ 10.80	£ 64.80	£ 4.80	+8.00%	INCREASED
Parks - Football - Youth Pitch per season (max 16 games)	Environment and Highways	Cleaner, Greener, Safer	Jahur Ali	D	E	£ 608.00	£ -	£ 608.00	E	£ 650.00	£ -	£ 650.00	£ 42.00	+6.91%	INCREASED
Parks - Rugby - Adult Pitch per match (10 games or more)	Environment and Highways	Cleaner, Greener, Safer	Jahur Ali	D	E	£ 82.00	£ -	£ 82.00	E	£ 90.00	£ -	£ 90.00	£ 8.00	+9.76%	INCREASED
Parks - Rugby - Adult Pitch per match (less than 10 games)	Environment and Highways	Cleaner, Greener, Safer	Jahur Ali	D	S	£ 82.00	£ 16.40	£ 98.40	S	£ 90.00	£ 18.00	£ 108.00	£ 9.60	+9.76%	INCREASED
Parks - Rugby - Adult Pitch per season (max 16 games)	Environment and Highways	Cleaner, Greener, Safer	Jahur Ali	D	E	£ 1,035.00	£ -	£ 1,035.00	E	£ 1,100.00	£ -	£ 1,100.00	£ 65.00	+6.28%	INCREASED
Parks - Rugby - Mini Pitch per match (10 games or more)	Environment and Highways	Cleaner, Greener, Safer	Jahur Ali	D	E	£ 20.50	£ -	£ 20.50	E	£ 22.00	£ -	£ 22.00	£ 1.50	+7.32%	INCREASED
Parks - Rugby - Mini Pitch per match (less than 10 games)	Environment and Highways	Cleaner, Greener, Safer	Jahur Ali	D	S	£ 20.50	£ 4.10	£ 24.60	S	£ 22.00	£ 4.40	£ 26.40	£ 1.80	+7.32%	INCREASED
Parks - Rugby - Mini Pitch per season (max 16 games)	Environment and Highways	Cleaner, Greener, Safer	Jahur Ali	D	E	£ 96.00	£ -	£ 96.00	E	£ 105.00	£ -	£ 105.00	£ 9.00	+9.38%	INCREASED
Parks - Rugby - Youth Pitch per match (10 games or more)	Environment and Highways	Cleaner, Greener, Safer	Jahur Ali	D	E	£ 50.00	£ -	£ 50.00	E	£ 54.00	£ -	£ 54.00	£ 4.00	+8.00%	INCREASED
Parks - Rugby - Youth Pitch per match (less than 10 games)	Environment and Highways	Cleaner, Greener, Safer	Jahur Ali	D	S	£ 50.00	£ 10.00	£ 60.00	S	£ 54.00	£ 10.80	£ 64.80	£ 4.80	+8.00%	INCREASED
Parks - Rugby - Youth Pitch per season (max 16 games)	Environment and Highways	Cleaner, Greener, Safer	Jahur Ali	D	E	£ 608.00	£ -	£ 608.00	E	£ 650.00	£ -	£ 650.00	£ 42.00	+6.91%	INCREASED
Abandoned Vehicles - Administration charge for removal of vehicle from private property when directed by Management company or Private Landowner	Environment and Highways	Cleaner, Greener, Safer	Phil Carver	D	O	£ 75.00	£ -	£ 75.00	O	£ 75.00	£ -	£ 75.00	£ -	-	UNCHANGED
Abandoned vehicles - Where collection and disposal is carried out by the Council's authorised contractor - Storage (When taken into safe custody) per day	Environment and Highways	Cleaner, Greener, Safer	Phil Carver	D	S	£ 20.83	£ 4.17	£ 25.00	S	£ 20.83	£ 4.17	£ 25.00	£ -0.00	-	UNCHANGED
Abandoned vehicles - Where collection and disposal is carried out by the Council's authorised contractor - To take vehicle into storage - Vehicle Upright, undamaged and accessible.	Environment and Highways	Cleaner, Greener, Safer	Phil Carver	D	S	£ 208.33	£ 41.67	£ 250.00	S	£ 208.33	£ 41.67	£ 250.00	£ -0.00	-	UNCHANGED
Council Managed Allotments - 1x10 Rod plot	Environment and Highways	Cleaner, Greener, Safer	Jahur Ali	D	E	£ 103.00	£ -	£ 103.00	E	£ 105.00	£ -	£ 105.00	£ 2.00	+1.94%	INCREASED
Council Managed Allotments - 1x5 Rod (1/2 size plot)	Environment and Highways	Cleaner, Greener, Safer	Jahur Ali	D	E	£ 55.00	£ -	£ 55.00	E	£ 56.50	£ -	£ 56.50	£ 1.50	+2.73%	INCREASED
Tolerance Policy - Portable toilets 1 day - 4 weeks	Environment and Highways	Cleaner, Greener, Safer	Phil Carver	D	S	£ -	£ -	£ -	S	£ 170.00	£ 34.00	£ 204.00	£ 204.00	-	NEW
Enforcement Fees - Depositing Litter - no discount for early repayment	Environment and Highways	Cleaner, Greener, Safer	Phil Carver	S	E	£ 150.00	£ -	£ 150.00	E	£ 150.00	£ -	£ 150.00	£ -	-	UNCHANGED
Enforcement Fees - WiFull Obstruction of the highway	Environment and Highways	Cleaner, Greener, Safer	Phil Carver	S					O	£ 100.00		£ 100.00	£ 100.00	-	NEW
Enforcement Fees - engine idling	Environment and Highways	Cleaner, Greener, Safer	Phil Carver	S					O	£20 to £40 if unpaid before 28 days		£20 to £40 if unpaid before 28 days	£ -	-	NEW
Enforcement fees - Duty of care Domestic waste	Environment and Highways	Cleaner, Greener, Safer	Phil Carver	S					O	£ 400.00		£ 400.00	£ 400.00	-	NEW
Enforcement Fees - Failure to comply with a notice requiring works to prevent soil and refuse escaping onto the street or into a sewer	Environment and Highways	Cleaner, Greener, Safer	Phil Carver	S					O	£ 100.00		£ 100.00	£ 100.00	-	NEW
Enforcement Fees - Pitching of stalls, booths or stands or encamping on a highway	Environment and Highways	Cleaner, Greener, Safer	Phil Carver	S					O	£ 100.00		£ 100.00	£ 100.00	-	NEW
Enforcement Fees - Depositing anything on the highway to the interpretation of the user	Environment and Highways	Cleaner, Greener, Safer	Phil Carver	S					O	£ 100.00		£ 100.00	£ 100.00	-	NEW
Enforcement Fees - Failure to comply with a notice requiring removal of tree or shrub	Environment and Highways	Cleaner, Greener, Safer	Phil Carver	S					O	£ 100.00		£ 100.00	£ 100.00	-	NEW
Enforcement Fees - Unauthorised Disposal of Waste (Fly-tipping) - no discount for early repayment	Environment and Highways	Cleaner, Greener, Safer	Phil Carver	S	E	£ 400.00	£ -	£ 400.00	O	£ 400.00	£ -	£ 400.00	£ -	-	UNCHANGED
Enforcement Fees - Depositing material on a made up carriageway	Environment and Highways	Cleaner, Greener, Safer	Phil Carver	S					O	£ 100.00		£ 100.00	£ 100.00	-	NEW
Enforcement Fees - Depositing material etc. within 15 feet from the centre of a made up carriageway	Environment and Highways	Cleaner, Greener, Safer	Phil Carver	S					O	£ 100.00		£ 100.00	£ 100.00	-	NEW
Enforcement Fees - Using stall etc. for road side sales in certain circumstances	Environment and Highways	Cleaner, Greener, Safer	Phil Carver	S					O	£ 100.00		£ 100.00	£ 100.00	-	NEW
Enforcement Fees - Failure to secure removal of a skip	Environment and Highways	Cleaner, Greener, Safer	Phil Carver	S					O	£ 100.00		£ 100.00	£ 100.00	-	NEW
Enforcement Fees - Failure to comply with conditions of permission	Environment and Highways	Cleaner, Greener, Safer	Phil Carver	S					O	£ 100.00		£ 100.00	£ 100.00	-	NEW
Enforcement Fees - Failure to remove or reposition builders skip	Environment and Highways	Cleaner, Greener, Safer	Phil Carver	S					O	£ 100.00		£ 100.00	£ 100.00	-	NEW
Enforcement Fees - Failure to secure lighting or other markings on a builders skip with name and address	Environment and Highways	Cleaner, Greener, Safer	Phil Carver	S					O	£ 100.00		£ 100.00	£ 100.00	-	NEW
Enforcement Fees - Erecting a building, fence or hedge on a highway	Environment and Highways	Cleaner, Greener, Safer	Phil Carver	S					O	£ 100.00		£ 100.00	£ 100.00	-	NEW
Enforcement Fees - Depositing a builders skip on a highway without permission	Environment and Highways	Cleaner, Greener, Safer	Phil Carver	S					O	£ 100.00		£ 100.00	£ 100.00	-	NEW
Enforcement Fees - Unlicensed street trading	Environment and Highways	Cleaner, Greener, Safer	Phil Carver	S					O	£ 100.00		£ 100.00	£ 100.00	-	NEW
Enforcement Fees - Failure to produce a Street Trading licence on demand	Environment and Highways	Cleaner, Greener, Safer	Phil Carver	S					O	£ 100.00		£ 100.00	£ 100.00	-	NEW
Enforcement Fees - Contravention of condition of street trading licence or temporary license	Environment and Highways	Cleaner, Greener, Safer	Phil Carver	S					O	£ 100.00		£ 100.00	£ 100.00	-	NEW
Enforcement Fees - Failure to Produce Authority (Waste Transfer Notes) - no discount for early repayment	Environment and Highways	Cleaner, Greener, Safer	Phil Carver	S	E	£ 300.00	£ -	£ 300.00	E	£ 300.00	£ -	£ 300.00	£ -	-	UNCHANGED
Enforcement Fees - Failure to Furnish Documentation (Waste Carriers Licence) - no discount for early repayment	Environment and Highways	Cleaner, Greener, Safer	Phil Carver	S	E	£ 300.00	£ -	£ 300.00	E	£ 300.00	£ -	£ 300.00	£ -	-	UNCHANGED
Enforcement Fees - Unauthorised Distribution of Free Printed Matter / Literature - no discount for early repayment	Environment and Highways	Cleaner, Greener, Safer	Phil Carver	S	E	£ 150.00	£ -	£ 150.00	E	£ 150.00	£ -	£ 150.00	£ -	-	UNCHANGED
Enforcement Fees - Failure to Comply with a Waste Receptacles Notice - no discount for early repayment	Environment and Highways	Cleaner, Greener, Safer	Phil Carver	S	E	£ 110.00	£ -	£ 110.00	E	£ 110.00	£ -	£ 110.00	£ -	-	UNCHANGED
Enforcement Fees - Nuisance Parking - no discount for early repayment	Environment and Highways	Cleaner, Greener, Safer	Phil Carver	S	E	£ 100.00	£ -	£ 100.00	E	£ 100.00	£ -	£ 100.00	£ -	-	UNCHANGED
Enforcement Fees - Abandoning a Vehicle - no discount for early repayment	Environment and Highways	Cleaner, Greener, Safer	Phil Carver	S	E	£ 200.00	£ -	£ 200.00	E	£ 200.00	£ -	£ 200.00	£ -	-	UNCHANGED
Enforcement Fees - Graffiti - no discount for early repayment	Environment and Highways	Cleaner, Greener, Safer	Phil Carver	S	E	£ 150.00	£ -	£ 150.00	E	£ 150.00	£ -	£ 150.00	£ -	-	UNCHANGED
Enforcement Fees - Fly-Posting - no discount for early repayment	Environment and Highways	Cleaner, Greener, Safer	Phil Carver	S	E	£ 150.00	£ -	£ 150.00	E	£ 150.00	£ -	£ 150.00	£ -	-	UNCHANGED
Enforcement Fees - Failure to Comply with a Community Protection Notice - no discount for early repayment	Environment and Highways	Cleaner, Greener, Safer	Phil Carver	S	E	£ 100.00	£ -	£ 100.00	E	£ 100.00	£ -	£ 100.00	£ -		

Name of fee or Charge	Directorate	Overview and Scrutiny Committee	Owner	Statutory/ Discretionary Charge	VAT Status 19/20	Charge excl. VAT 2019/20	VAT Amount 2019/20	Charge incl. VAT 2019/20	VAT Status 20/21	Charge excl. VAT 2020/21	VAT Amount 2020/21	Charge incl. VAT 2020/21	Change from last year (incl. VAT)	Change from last year (% incl. VAT)	New, Removed, Unchanged
Burial Grounds - Part 2 Memorial Gardens Section - Additional interment of ashes and replacement plaque for further 7 years where original subscription has: Less than 4 years to run	Environment and Highways	Cleaner, Greener, Safer	Vincent Taylor	D	E	£ 227.00	£ -	£ 227.00	E	£ 233.50	£ -	£ 233.50	£ 6.50	+2.86%	INCREASED
Burial Grounds - Part 2 Memorial Gardens Section - Additional interment of ashes and replacement plaque for further 7 years where original subscription has: More than 4 years to run	Environment and Highways	Cleaner, Greener, Safer	Vincent Taylor	D	E	£ 162.00	£ -	£ 162.00	E	£ 166.50	£ -	£ 166.50	£ 4.50	+2.78%	INCREASED
Burial Grounds - Part 2 Memorial Gardens Section - Cremated Remains Section - Exclusive Right of Burial for a forty year period	Environment and Highways	Cleaner, Greener, Safer	Vincent Taylor	D	E	£ 335.00	£ -	£ 335.00	E	£ 345.00	£ -	£ 345.00	£ 10.00	+2.99%	INCREASED
Burial Grounds - Part 2 Memorial Gardens Section - Cremated Remains Section - Interment of Ashes	Environment and Highways	Cleaner, Greener, Safer	Vincent Taylor	D	E	£ 326.00	£ -	£ 326.00	E	£ 335.50	£ -	£ 335.50	£ 9.50	+2.91%	INCREASED
Burial Grounds - Part 2 Memorial Gardens Section - Erection of memorial plaque only for 7 years (no ashes to inter)	Environment and Highways	Cleaner, Greener, Safer	Vincent Taylor	D	E	£ 194.00	£ -	£ 194.00	E	£ 199.50	£ -	£ 199.50	£ 5.50	+2.84%	INCREASED
Burial Grounds - Part 2 Memorial Gardens Section - Includes plaque for 7 years & loose interment of ashes	Environment and Highways	Cleaner, Greener, Safer	Vincent Taylor	D	E	£ 249.00	£ -	£ 249.00	E	£ 256.00	£ -	£ 256.00	£ 7.00	+2.81%	INCREASED
Burial Grounds - Part 2 Memorial Gardens Section - Renewal of 7 year subscription - With existing plaque	Environment and Highways	Cleaner, Greener, Safer	Vincent Taylor	D	E	£ 129.00	£ -	£ 129.00	E	£ 132.50	£ -	£ 132.50	£ 3.50	+2.71%	INCREASED
Burial Grounds - Part 2 Memorial Gardens Section - Renewal of 7 year subscription - With replacement plaque	Environment and Highways	Cleaner, Greener, Safer	Vincent Taylor	D	E	£ 194.00	£ -	£ 194.00	E	£ 199.50	£ -	£ 199.50	£ 5.50	+2.84%	INCREASED
Burial Grounds - Part 2 - Kerb Plaque - replacement	Environment and Highways	Cleaner, Greener, Safer	Vincent Taylor	D	E	£ 75.00	£ -	£ 75.00	E	£ 77.00	£ -	£ 77.00	£ 2.00	+2.67%	INCREASED
Burial Grounds - Part 3 Monuments, Gravestones, Tablets & Monumental Inscriptions - For the right to erect or place on a grave in respect of which an exclusive right of burial has not been granted: a tablet not exceeding 20" x 18" x 6" base	Environment and Highways	Cleaner, Greener, Safer	Vincent Taylor	D	E	£ 162.00	£ -	£ 162.00	E	£ 166.50	£ -	£ 166.50	£ 4.50	+2.78%	INCREASED
Burial Grounds - Part 3 Monuments, Gravestones, Tablets & Monumental Inscriptions - The fees indicated for Part 3 include the first inscription, for each inscription after the first	Environment and Highways	Cleaner, Greener, Safer	Vincent Taylor	D	E	£ 81.00	£ -	£ 81.00	E	£ 83.00	£ -	£ 83.00	£ 2.00	+2.47%	INCREASED
Burial Grounds - Part 3 Monuments, Gravestones, Tablets & Monumental Inscriptions - Permit for Lawn Grave Memorial	Environment and Highways	Cleaner, Greener, Safer	Vincent Taylor	D	E	£ 184.00	£ -	£ 184.00	E	£ 189.50	£ -	£ 189.50	£ 5.50	+2.99%	INCREASED
Burial Grounds - Part 3 Monuments, Gravestones, Tablets & Monumental Inscriptions - Permit for Traditional Grave Memorial	Environment and Highways	Cleaner, Greener, Safer	Vincent Taylor	D	E	£ 226.00	£ -	£ 226.00	E	£ 232.50	£ -	£ 232.50	£ 6.50	+2.88%	INCREASED
Burial Grounds - Part 3 Other Burial Fees - Permit to Work on a Headstone	Environment and Highways	Cleaner, Greener, Safer	Vincent Taylor	D	E	£ 77.00	£ -	£ 77.00	E	£ 79.00	£ -	£ 79.00	£ 2.00	+2.60%	INCREASED
Burial Grounds - Part 5 Other Burial Fees - Additional Plaque	Environment and Highways	Cleaner, Greener, Safer	Vincent Taylor	D	S	£ 147.50	£ 29.50	£ 177.00	S	£ 151.67	£ 30.33	£ 182.00	£ 5.00	+2.82%	INCREASED
Burial Grounds - Part 5 Other Burial Fees - Memorial bench	Environment and Highways	Cleaner, Greener, Safer	Vincent Taylor	D	S	£ 1,407.50	£ 281.50	£ 1,689.00	S	£ 1,449.58	£ 289.92	£ 1,739.50	£ 50.50	+2.99%	INCREASED
Burial Grounds - Part 5 Other Burial Fees - Memorial tree (New trees no longer available) Interment of second set of ashes for existing memorial trees only	Environment and Highways	Cleaner, Greener, Safer	Vincent Taylor	D	E	£ 326.00	£ -	£ 326.00	E	£ 335.50	£ -	£ 335.50	£ 9.50	+2.91%	INCREASED
Burial Grounds - Part 4 Other Burial Fees - Transfer of grant of exclusive right of burial fee for registering the transfer and endorsing the deed	Environment and Highways	Cleaner, Greener, Safer	Vincent Taylor	D	E	£ 77.00	£ -	£ 77.00	E	£ 79.00	£ -	£ 79.00	£ 2.00	+2.60%	INCREASED
Burial Grounds - Part 4 Other Burial Fees - Transfer of grant of exclusive burial where a Statutory Declaration is required	Environment and Highways	Cleaner, Greener, Safer	Vincent Taylor	D	E	£ 103.00	£ -	£ 103.00	E	£ 106.00	£ -	£ 106.00	£ 3.00	+2.91%	INCREASED
Burial Grounds - Part 4 Other Burial Fees - Search Fees for Historical records	Environment and Highways	Cleaner, Greener, Safer	Vincent Taylor	D	E	£ 26.00	£ -	£ 26.00	E	£ 26.00	£ -	£ 26.00	£ -	-	UNCHANGED
Animal Feed (Hygiene, Sampling etc. & Enforcement) Regulations 2015 - Regulation 13 - Manufacture only, or manufacture and placing on the market, of certain additives or pre-mixtures as referred to in Article 10(1)(a) or (b) of Regulation 183/2005 other than those feed additives specified in regulation 2(4), or of pre-mixtures of such additives	Place	Cleaner, Greener, Safer	Charlotte Edwards	S	O	£ 451.00	£ -	£ 451.00	O	£ 451.00	£ -	£ 451.00	£ -	-	UNCHANGED
Animal Feed (Hygiene, Sampling etc. & Enforcement) Regulations 2015 - Regulation 13 - Placing on the market of substances referred to above	Place	Cleaner, Greener, Safer	Charlotte Edwards	S	O	£ 226.00	£ -	£ 226.00	O	£ 226.00	£ -	£ 226.00	£ -	-	UNCHANGED
Explosives Regulations 2014 - Regulation 13 - Five years licence where no separation distances apply	Place	Cleaner, Greener, Safer	Charlotte Edwards	S	O	£ 238.00	£ -	£ 238.00	O	£ 238.00	£ -	£ 238.00	£ -	-	UNCHANGED
Explosives Regulations 2014 - Regulation 13 - Five years licence where separation distances apply	Place	Cleaner, Greener, Safer	Charlotte Edwards	S	O	£ 423.00	£ -	£ 423.00	O	£ 423.00	£ -	£ 423.00	£ -	-	UNCHANGED
Explosives Regulations 2014 - Regulation 13 - Five years renewal where no separation distances apply	Place	Cleaner, Greener, Safer	Charlotte Edwards	S	O	£ 185.00	£ -	£ 185.00	O	£ 185.00	£ -	£ 185.00	£ -	-	UNCHANGED
Explosives Regulations 2014 - Regulation 13 - Five years renewal where separation distances apply	Place	Cleaner, Greener, Safer	Charlotte Edwards	S	O	£ 326.00	£ -	£ 326.00	O	£ 326.00	£ -	£ 326.00	£ -	-	UNCHANGED
Explosives Regulations 2014 - Regulation 13 - Four years licence where no separation distances apply	Place	Cleaner, Greener, Safer	Charlotte Edwards	S	O	£ 206.00	£ -	£ 206.00	O	£ 206.00	£ -	£ 206.00	£ -	-	UNCHANGED
Explosives Regulations 2014 - Regulation 13 - Four years licence where separation distances apply	Place	Cleaner, Greener, Safer	Charlotte Edwards	S	O	£ 374.00	£ -	£ 374.00	O	£ 374.00	£ -	£ 374.00	£ -	-	UNCHANGED
Explosives Regulations 2014 - Regulation 13 - Four years renewal where no separation distances apply	Place	Cleaner, Greener, Safer	Charlotte Edwards	S	O	£ 152.00	£ -	£ 152.00	O	£ 152.00	£ -	£ 152.00	£ -	-	UNCHANGED
Explosives Regulations 2014 - Regulation 13 - Four years renewal where separation distances apply	Place	Cleaner, Greener, Safer	Charlotte Edwards	S	O	£ 266.00	£ -	£ 266.00	O	£ 266.00	£ -	£ 266.00	£ -	-	UNCHANGED
Explosives Regulations 2014 - Regulation 13 - One year licence where no separation distances apply	Place	Cleaner, Greener, Safer	Charlotte Edwards	S	O	£ 109.00	£ -	£ 109.00	O	£ 109.00	£ -	£ 109.00	£ -	-	UNCHANGED
Explosives Regulations 2014 - Regulation 13 - One year licence where separation distances apply	Place	Cleaner, Greener, Safer	Charlotte Edwards	S	O	£ 185.00	£ -	£ 185.00	O	£ 185.00	£ -	£ 185.00	£ -	-	UNCHANGED
Explosives Regulations 2014 - Regulation 13 - One year renewal where separation distances apply	Place	Cleaner, Greener, Safer	Charlotte Edwards	S	O	£ 86.00	£ -	£ 86.00	O	£ 86.00	£ -	£ 86.00	£ -	-	UNCHANGED
Explosives Regulations 2014 - Regulation 13 - Renewal where no separation distances apply	Place	Cleaner, Greener, Safer	Charlotte Edwards	S	O	£ 54.00	£ -	£ 54.00	O	£ 54.00	£ -	£ 54.00	£ -	-	UNCHANGED
Explosives Regulations 2014 - Regulation 13 - Three years licence where no separation distances apply	Place	Cleaner, Greener, Safer	Charlotte Edwards	S	O	£ 173.00	£ -	£ 173.00	O	£ 173.00	£ -	£ 173.00	£ -	-	UNCHANGED
Explosives Regulations 2014 - Regulation 13 - Three years licence where separation distances apply	Place	Cleaner, Greener, Safer	Charlotte Edwards	S	O	£ 304.00	£ -	£ 304.00	O	£ 304.00	£ -	£ 304.00	£ -	-	UNCHANGED
Explosives Regulations 2014 - Regulation 13 - Three years renewal where no separation distances apply	Place	Cleaner, Greener, Safer	Charlotte Edwards	S	O	£ 120.00	£ -	£ 120.00	O	£ 120.00	£ -	£ 120.00	£ -	-	UNCHANGED
Explosives Regulations 2014 - Regulation 13 - Three years renewal where separation distances apply	Place	Cleaner, Greener, Safer	Charlotte Edwards	S	O	£ 206.00	£ -	£ 206.00	O	£ 206.00	£ -	£ 206.00	£ -	-	UNCHANGED
Explosives Regulations 2014 - Regulation 13 - Two years licence where no separation distances apply	Place	Cleaner, Greener, Safer	Charlotte Edwards	S	O	£ 141.00	£ -	£ 141.00	O	£ 141.00	£ -	£ 141.00	£ -	-	UNCHANGED
Explosives Regulations 2014 - Regulation 13 - Two years licence where separation distances apply	Place	Cleaner, Greener, Safer	Charlotte Edwards	S	O	£ 243.00	£ -	£ 243.00	O	£ 243.00	£ -	£ 243.00	£ -	-	UNCHANGED
Explosives Regulations 2014 - Regulation 13 - Two years renewal where no separation distances apply	Place	Cleaner, Greener, Safer	Charlotte Edwards	S	O	£ 86.00	£ -	£ 86.00	O	£ 86.00	£ -	£ 86.00	£ -	-	UNCHANGED
Explosives Regulations 2014 - Regulation 13 - Two years renewal where separation distances apply	Place	Cleaner, Greener, Safer	Charlotte Edwards	S	O	£ 147.00	£ -	£ 147.00	O	£ 147.00	£ -	£ 147.00	£ -	-	UNCHANGED
Explosives Regulations 2014 - Regulation 16 - Any other variation	Place	Cleaner, Greener, Safer	Charlotte Edwards	S	O	Reasonable Costs	£ -	Reasonable Costs	O	Reasonable Costs	£ -	£ -	£ -	-	UNCHANGED
Explosives Regulations 2014 - Regulation 16 - Varying a licence (name or address)	Place	Cleaner, Greener, Safer	Charlotte Edwards	S	O	£ 36.00	£ -	£ 36.00	O	£ 36.00	£ -	£ 36.00	£ -	-	UNCHANGED
Explosives Regulations 2014 - Regulation 17 - Replacement of licence	Place	Cleaner, Greener, Safer	Charlotte Edwards	S	O	£ 36.00	£ -	£ 36.00	O	£ 36.00	£ -	£ 36.00	£ -	-	UNCHANGED
Explosives Regulations 2014 - Regulation 17 - Transfer of licence	Place	Cleaner, Greener, Safer	Charlotte Edwards	S	O	£ 36.00	£ -	£ 36.00	O	£ 36.00	£ -	£ 36.00	£ -	-	UNCHANGED
Fireworks Regulations 2004 - Regulation 9 - Licence for the sale of fireworks outside of prescribed period fireworks (one year)	Place	Cleaner, Greener, Safer	Charlotte Edwards	S	O	£ 500.00	£ -	£ 500.00	O	£ 500.00	£ -	£ 500.00	£ -	-	UNCHANGED
Petroleum (Consolidation) Regulations 2014 - Regulation 14 - Licence to keep petroleum (domestic/private use) - Exceeding 50,000 litres (one year)	Place	Cleaner, Greener, Safer	Charlotte Edwards	S	O	£ 125.00	£ -	£ 125.00	O	£ 125.00	£ -	£ 125.00	£ -	-	UNCHANGED
Petroleum (Consolidation) Regulations 2014 - Regulation 14 - Licence to keep petroleum (domestic/private use) - Over 2,500 litres but not exceeding 50,000 litres (one year)	Place	Cleaner, Greener, Safer	Charlotte Edwards	S	O	£ 60.00	£ -	£ 60.00	O	£ 60.00	£ -	£ 60.00	£ -	-	UNCHANGED
Petroleum (Consolidation) Regulations 2014 - Regulation 14 - Licence to keep petroleum (domestic/private use) - Under 2,500 litres (one year)	Place	Cleaner, Greener, Safer	Charlotte Edwards	S	O	£ 44.00	£ -	£ 44.00	O	£ 44.00	£ -	£ 44.00	£ -	-	UNCHANGED
Petroleum (Consolidation) Regulations 2014 - Regulation 6 - Storage certificate to keep petroleum - Exceeding 50,000 litres (one year)	Place	Cleaner, Greener, Safer	Charlotte Edwards	S	O	£ 125.00	£ -	£ 125.00	O	£ 125.00	£ -	£ 125.00	£ -	-	UNCHANGED
Petroleum (Consolidation) Regulations 2014 - Regulation 6 - Storage certificate to keep petroleum - Over 2,500 litres but not exceeding 50,000 litres (one year)	Place	Cleaner, Greener, Safer	Charlotte Edwards	S	O	£ 60.00	£ -	£ 60.00	O	£ 60.00	£ -	£ 60.00	£ -	-	UNCHANGED
Petroleum (Consolidation) Regulations 2014 - Regulation 6 - Storage certificate to keep petroleum - Under 2,500 litres (one year)	Place	Cleaner, Greener, Safer	Charlotte Edwards	S	O	£ 44.00	£ -	£ 44.00	O	£ 44.00	£ -	£ 44.00	£ -	-	UNCHANGED
Public Protection - Fee Schedule for the Testing and/or Verification of Weighing and Measuring Equipment where no specialist equipment is required - Per officer, per hour	Place	Cleaner, Greener, Safer	Charlotte Edwards	D	S	£ 76.00	£ 15.20	£ 91.20	S	£ 76.00	£ 15.20	£ 91.20	£ -	-	UNCHANGED
Public Protection - Fee Schedule for the Testing and/or Verification of Weighing and Measuring Equipment where specialist equipment is required - price on application. Will be charged at Hourly rate per officer, plus any specialist equipment costs.	Place	Cleaner, Greener, Safer	Charlotte Edwards	D	S	POA - £76 per Hour per Officer, plus equipment costs	Plus VAT	POA - £76 per Hour per Officer, plus equipment costs	S	£ 76.00	£ -	£ -	£ -	-	UNCHANGED
Public Protection - Licences - Other Sales and Service Charges - Trading Standards Complex Business advice This will be charged on an hourly basis initially. Price is hourly per officer.	Place	Cleaner, Greener, Safer	Charlotte Edwards	D	S	£ 76.00	£ 15.20	£ 91.20	S	£ 76.00	£ 15.20	£ 91.20	£ -	-	UNCHANGED
Public Protection - Licences - Other Sales and Service Charges - Voluntary Surrender of Foods	Place	Cleaner, Greener, Safer	Charlotte Edwards	D	O	£ 60.00	£ -	£ 60.00	O	£ 60.00	£ -	£ 60.00	£ -	-	UNCHANGED
Public Protection - Control of Dogs - Statutory Charge	Place	Cleaner, Greener, Safer	Charlotte Edwards - Dog Control	S	O				S	£ 25.00		£ 25.00	£ 25.00	-	NEW
Public Protection - Control of Dogs - Call Out Charge - Out of hours Monday - Friday, 5pm - 10pm	Place	Cleaner, Greener, Safer	Charlotte Edwards - Dog Control	D	O	£ -	£ -	£ -	O	£ 70.00	£ -	£ 70.00	£ 70.00	-	NEW
Public Protection - Control of Dogs - Call Out Charge - Normal Hours Monday - Friday, 8am - 5pm	Place	Cleaner, Greener, Safer	Charlotte Edwards - Dog Control	D	O	£ -	£ -	£ -	O	£ 70.00	£ -	£ 70.00	£ 70.00	-	NEW
Public Protection - Control of Dogs - Call Out Charge - Out of hours Weekends 8am - 10pm	Place	Cleaner, Greener, Safer	Charlotte Edwards - Dog Control	D	O	£ -	£ -	£ -	O	£ 70.00	£ -	£ 70.00	£ 70.00	-	NEW
Public Protection - Control of Dogs - Kennelling per day	Place	Cleaner, Greener, Safer	Charlotte Edwards - Dog Control	D	O	£ 14.00	£ -	£ 14.00	O	£ 20.00	£ -	£ 20.00	£ 6.00	+42.86%	INCREASED
Public Protection - Fee Schedule for the Testing and Verification of Weighing and Measuring Equipment - Certificate of Errors - For supplying a certificate containing results of errors found on testing. Certificate supplied at request of submitter; fee applies when no other fee is payable	Place	Cleaner, Greener, Safer	Charlotte Edwards - Dog Control	D	S	£ 40.00	£ 8.00	£ 48.00	S	£ 40.00	£ 8.00	£ 48.00	£ -	-	UNCHANGED
Public Protection - COMAH - Administration - Hourly rate	Place	Cleaner, Greener, Safer	Cheryl Wells	S	E	£ 13.50	£ -	£ 13.50	E	£ 13.50	£ -	£ 13.50	£ -	-	UNCHANGED
Public Protection - COMAH - Senior Emergency Planner - Hourly Rate	Place	Cleaner, Greener, Safer	Cheryl Wells	S	E	£ 23.00	£ -	£ 23.00	E	£ 25.20	£ -	£ 25.20	£ 2.20	+9.57%	INCREASED
Public Protection - COMAH - Emergency Planning Manager - Hourly Rate	Place	Cleaner, Greener, Safer	Cheryl Wells	S	E	£ 36.00	£ -	£ 36.00	E						

Name of fee or Charge	Directorate	Overview and Scrutiny Committee	Owner	Statutory/Discretionary Charge	VAT Status 19/20	Charge excl. VAT 2019/20	VAT Amount 2019/20	Charge incl. VAT 2019/20	VAT Status 20/21	Charge excl. VAT 2020/21	VAT Amount 2020/21	Charge incl. VAT 2020/21	Change from last year (incl. VAT)	Change from last year (% incl. VAT)	New, Removed, Unchanged
Gambling Licences - Small Casino Premises Licence - Annual Fee	Place	Cleaner, Greener, Safer	James Game / Paul Adams	D	O	£ 5,000.00	£ -	£ 5,000.00	O	TBC	£ -	£ -	£ -	-	UNCHANGED
Gambling Licences - Small Casino Premises Licence - Application fee for reinstatement of a licence	Place	Cleaner, Greener, Safer	James Game / Paul Adams	D	O	£ 1,800.00	£ -	£ 1,800.00	O	TBC	£ -	£ -	£ -	-	
Gambling Licences - Small Casino Premises Licence - Application fee in respect of Premises Licence	Place	Cleaner, Greener, Safer	James Game / Paul Adams	D	O	£ 8,000.00	£ -	£ 8,000.00	O	TBC	£ -	£ -	£ -	-	
Gambling Licences - Small Casino Premises Licence - Application fee in respect of Provisional Statement	Place	Cleaner, Greener, Safer	James Game / Paul Adams	D	O	£ 8,000.00	£ -	£ 8,000.00	O	TBC	£ -	£ -	£ -	-	
Gambling Licences - Small Casino Premises Licence - Application fee to transfer a licence	Place	Cleaner, Greener, Safer	James Game / Paul Adams	D	O	£ 1,800.00	£ -	£ 1,800.00	O	TBC	£ -	£ -	£ -	-	
Gambling Licences - Small Casino Premises Licence - Application fee to vary a licence	Place	Cleaner, Greener, Safer	James Game / Paul Adams	D	O	£ 4,000.00	£ -	£ 4,000.00	O	TBC	£ -	£ -	£ -	-	
Gambling Licences - Temporary Use Notice	Place	Cleaner, Greener, Safer	James Game / Paul Adams	S	O	£ 500.00	£ -	£ 500.00	O	TBC	£ -	£ -	£ -	-	
Lotteries and Amusements act 1976 - Annual fee (1st Jan to 31st Dec)	Place	Cleaner, Greener, Safer	James Game / Paul Adams	S	O	£ 20.00	£ -	£ 20.00	O	TBC	£ -	£ -	£ -	-	
Lotteries and Amusements act 1976 - Initial Registration Fee	Place	Cleaner, Greener, Safer	James Game / Paul Adams	S	O	£ 40.00	£ -	£ 40.00	O	TBC	£ -	£ -	£ -	-	
Massage and Special Treatment Licences - New	Place	Cleaner, Greener, Safer	James Game / Paul Adams	D	O	£ 130.00	£ -	£ 130.00	O	£ 130.00	£ -	£ 130.00	£ -	-	
Massage and Special Treatment Licences - Renewal	Place	Cleaner, Greener, Safer	James Game / Paul Adams	D	O	£ 70.00	£ -	£ 70.00	O	TBC	£ -	£ -	£ -	-	
Massage and Special Treatment Licences - Renewed Licence	Place	Cleaner, Greener, Safer	James Game / Paul Adams	D	O	£ 70.00	£ -	£ 70.00	O	TBC	£ -	£ -	£ -	-	
Massage and Special Treatment Licences - Replacement Licence (Address change or change of ownership)	Place	Cleaner, Greener, Safer	James Game / Paul Adams	D	O	£ 130.00	£ -	£ 130.00	O	TBC	£ -	£ -	£ -	-	
Other Sales and Service Charges - Drain Testing, per hour	Place	Cleaner, Greener, Safer	James Game / Paul Adams	S	S	£ 45.00	£ 9.00	£ 54.00	S	TBC	£ -	£ -	£ -	-	
Public Protection - Hackney Carriage Licences - Drivers Licences - HC & PH New (Combined Licence) 1 year	Place	Cleaner, Greener, Safer	James Game / Paul Adams	D	O	£ 175.00	£ -	£ 175.00	O	TBC	£ -	£ -	£ -	-	
Public Protection - Hackney Carriage Licences - Drivers Licences - HC & PH New (Combined Licence) 2 years	Place	Cleaner, Greener, Safer	James Game / Paul Adams	D	O	£ 310.00	£ -	£ 310.00	O	TBC	£ -	£ -	£ -	-	
Public Protection - Hackney Carriage Licences - Drivers Licences - HC & PH New (Combined Licence) 3 years	Place	Cleaner, Greener, Safer	James Game / Paul Adams	D	O	£ 445.00	£ -	£ 445.00	O	TBC	£ -	£ -	£ -	-	
Public Protection - Hackney Carriage Licences - Drivers Licences - HC & PH Renewal (Combined Licence) 1 year	Place	Cleaner, Greener, Safer	James Game / Paul Adams	D	O	£ 135.00	£ -	£ 135.00	O	TBC	£ -	£ -	£ -	-	
Public Protection - Hackney Carriage Licences - Drivers Licences - HC & PH Renewal (Combined Licence) 2 years	Place	Cleaner, Greener, Safer	James Game / Paul Adams	D	O	£ 270.00	£ -	£ 270.00	O	TBC	£ -	£ -	£ -	-	
Public Protection - Hackney Carriage Licences - Drivers Licences - HC & PH Renewal (Combined Licence) 3 years	Place	Cleaner, Greener, Safer	James Game / Paul Adams	D	O	£ 405.00	£ -	£ 405.00	O	TBC	£ -	£ -	£ -	-	
Public Protection - Hackney Carriage Licences - Drivers Licences - HC New 1 year	Place	Cleaner, Greener, Safer	James Game / Paul Adams	D	O	£ 140.00	£ -	£ 140.00	O	TBC	£ -	£ -	£ -	-	
Public Protection - Hackney Carriage Licences - Drivers Licences - HC New 2 years	Place	Cleaner, Greener, Safer	James Game / Paul Adams	D	O	£ 240.00	£ -	£ 240.00	O	TBC	£ -	£ -	£ -	-	
Public Protection - Hackney Carriage Licences - Drivers Licences - HC New 3 years	Place	Cleaner, Greener, Safer	James Game / Paul Adams	D	O	£ 340.00	£ -	£ 340.00	O	TBC	£ -	£ -	£ -	-	
Public Protection - Hackney Carriage Licences - Drivers Licences - HC Renewal 1 year	Place	Cleaner, Greener, Safer	James Game / Paul Adams	D	O	£ 100.00	£ -	£ 100.00	O	TBC	£ -	£ -	£ -	-	
Public Protection - Hackney Carriage Licences - Drivers Licences - HC Renewal 2 years	Place	Cleaner, Greener, Safer	James Game / Paul Adams	D	O	£ 200.00	£ -	£ 200.00	O	TBC	£ -	£ -	£ -	-	
Public Protection - Hackney Carriage Licences - Drivers Licences - HC Renewal 3 years	Place	Cleaner, Greener, Safer	James Game / Paul Adams	D	O	£ 300.00	£ -	£ 300.00	O	TBC	£ -	£ -	£ -	-	
Public Protection - Hackney Carriage Licences - Drivers Licences - PH New 1 year	Place	Cleaner, Greener, Safer	James Game / Paul Adams	D	O	£ 116.00	£ -	£ 116.00	O	TBC	£ -	£ -	£ -	-	
Public Protection - Hackney Carriage Licences - Drivers Licences - PH New 2 year	Place	Cleaner, Greener, Safer	James Game / Paul Adams	D	O	£ 192.00	£ -	£ 192.00	O	TBC	£ -	£ -	£ -	-	
Public Protection - Hackney Carriage Licences - Drivers Licences - PH New 3 year	Place	Cleaner, Greener, Safer	James Game / Paul Adams	D	O	£ 268.00	£ -	£ 268.00	O	TBC	£ -	£ -	£ -	-	
Public Protection - Hackney Carriage Licences - Drivers Licences - PH Renewal 1 year	Place	Cleaner, Greener, Safer	James Game / Paul Adams	D	O	£ 76.00	£ -	£ 76.00	O	TBC	£ -	£ -	£ -	-	
Public Protection - Hackney Carriage Licences - Drivers Licences - PH Renewal 2 years	Place	Cleaner, Greener, Safer	James Game / Paul Adams	D	O	£ 152.00	£ -	£ 152.00	O	TBC	£ -	£ -	£ -	-	
Public Protection - Hackney Carriage Licences - Drivers Licences - PH Renewal 3 years	Place	Cleaner, Greener, Safer	James Game / Paul Adams	D	O	£ 228.00	£ -	£ 228.00	O	TBC	£ -	£ -	£ -	-	
Public Protection - Hackney Carriage Licences - Other Charges - Additional Knowledge test	Place	Cleaner, Greener, Safer	James Game / Paul Adams	D	O	£ 22.00	£ -	£ 22.00	O	TBC	£ -	£ -	£ -	-	
Public Protection - Hackney Carriage Licences - Other Charges - Checking and sealing taximeters	Place	Cleaner, Greener, Safer	James Game / Paul Adams	D	O	£ 20.00	£ -	£ 20.00	O	TBC	£ -	£ -	£ -	-	
Public Protection - Hackney Carriage Licences - Other Charges - DBS	Place	Cleaner, Greener, Safer	James Game / Paul Adams	D	O	£ 66.00	£ -	£ 66.00	O	TBC	£ -	£ -	£ -	-	
Public Protection - Hackney Carriage Licences - Other Charges - Replacement Drivers Badges	Place	Cleaner, Greener, Safer	James Game / Paul Adams	D	O	£ 20.00	£ -	£ 20.00	O	TBC	£ -	£ -	£ -	-	
Public Protection - Hackney Carriage Licences - Other Charges - Replacement Plate, mounting Bracket & Vehicle ID card	Place	Cleaner, Greener, Safer	James Game / Paul Adams	D	O	£ 25.00	£ -	£ 25.00	O	TBC	£ -	£ -	£ -	-	
Public Protection - Hackney Carriage Licences - Other Charges - Replacement door stickers	Place	Cleaner, Greener, Safer	James Game / Paul Adams	D	O	£ 7.00	£ -	£ 7.00	O	TBC	£ -	£ -	£ -	-	
Public Protection - Hackney Carriage Licences - Private Hire Operations - Operations having 1 vehicle 1 year	Place	Cleaner, Greener, Safer	James Game / Paul Adams	D	O	£ 70.00	£ -	£ 70.00	O	TBC	£ -	£ -	£ -	-	
Public Protection - Hackney Carriage Licences - Private Hire Operations - Operations having 1 vehicle 5 years	Place	Cleaner, Greener, Safer	James Game / Paul Adams	D	O	£ 350.00	£ -	£ 350.00	O	TBC	£ -	£ -	£ -	-	
Public Protection - Hackney Carriage Licences - Private Hire Operations - Operations having 11-20 vehicles 1 year	Place	Cleaner, Greener, Safer	James Game / Paul Adams	D	O	£ 738.00	£ -	£ 738.00	O	TBC	£ -	£ -	£ -	-	
Public Protection - Hackney Carriage Licences - Private Hire Operations - Operations having 11-20 vehicles 5 years	Place	Cleaner, Greener, Safer	James Game / Paul Adams	D	O	£ 3,690.00	£ -	£ 3,690.00	O	TBC	£ -	£ -	£ -	-	
Public Protection - Hackney Carriage Licences - Private Hire Operations - Operations having 2-5 vehicles 1 year	Place	Cleaner, Greener, Safer	James Game / Paul Adams	D	O	£ 241.00	£ -	£ 241.00	O	TBC	£ -	£ -	£ -	-	
Public Protection - Hackney Carriage Licences - Private Hire Operations - Operations having 2-5 vehicles 5 years	Place	Cleaner, Greener, Safer	James Game / Paul Adams	D	O	£ 1,205.00	£ -	£ 1,205.00	O	TBC	£ -	£ -	£ -	-	
Public Protection - Hackney Carriage Licences - Private Hire Operations - Operations having 6-10 vehicles 1 year	Place	Cleaner, Greener, Safer	James Game / Paul Adams	D	O	£ 498.00	£ -	£ 498.00	O	TBC	£ -	£ -	£ -	-	
Public Protection - Hackney Carriage Licences - Private Hire Operations - Operations having 6-10 vehicles 5 years	Place	Cleaner, Greener, Safer	James Game / Paul Adams	D	O	£ 2,490.00	£ -	£ 2,490.00	O	TBC	£ -	£ -	£ -	-	
Public Protection - Hackney Carriage Licences - Private Hire Operations - Operations having more than 21 vehicles 1 year	Place	Cleaner, Greener, Safer	James Game / Paul Adams	D	O	£ 918.00	£ -	£ 918.00	O	TBC	£ -	£ -	£ -	-	
Public Protection - Hackney Carriage Licences - Private Hire Operations - Operations having more than 21 vehicles 5 years	Place	Cleaner, Greener, Safer	James Game / Paul Adams	D	O	£ 4,590.00	£ -	£ 4,590.00	O	TBC	£ -	£ -	£ -	-	
Public Protection - Hackney Carriage Licences - Vehicle Licences - Hackney Carriage (HC)	Place	Cleaner, Greener, Safer	James Game / Paul Adams	D	O	£ 217.00	£ -	£ 217.00	O	TBC	£ -	£ -	£ -	-	
Public Protection - Hackney Carriage Licences - Vehicle Licences - Hackney Carriage (HC) (Wheelchair Accessible)	Place	Cleaner, Greener, Safer	James Game / Paul Adams	D	O	£ 167.00	£ -	£ 167.00	O	TBC	£ -	£ -	£ -	-	
Public Protection - Hackney Carriage Licences - Vehicle Licences - Private Hire Vehicle (PHV)	Place	Cleaner, Greener, Safer	James Game / Paul Adams	D	O	£ 313.00	£ -	£ 313.00	O	TBC	£ -	£ -	£ -	-	
Public Protection - Hackney Carriage Licences - Vehicle Licences - Private Hire Vehicle (PHV) (Wheelchair Accessible)	Place	Cleaner, Greener, Safer	James Game / Paul Adams	D	O	£ 263.00	£ -	£ 263.00	O	TBC	£ -	£ -	£ -	-	

Page 75

Name of fee or Charge	Directorate	Overview and Scrutiny Committee	Owner	Statutory/Discretionary Charge	VAT Status 19/20	Charge excl. VAT 2019/20	VAT Amount 2019/20	Charge incl. VAT 2019/20	VAT Status 20/21	Charge excl. VAT 2020/21	VAT Amount 2020/21	Charge incl. VAT 2020/21	Change from last year (incl. VAT)	Change from last year (% incl. VAT)	New, Removed, Unchanged
Public Protection - Hackney Carriage Licences - Vehicle Licences - Vehicle Compliance Test	Place	Cleaner, Greener, Safer	James Game / Paul Adams	D	O	£ 45.00	£ -	£ 45.00	O	TBC	£ -	£ -	£ -	-	
Public Protection - Hackney Carriage Licences - Vehicle Licences - Vehicle Replacement	Place	Cleaner, Greener, Safer	James Game / Paul Adams	D	O	£ 40.00	£ -	£ 40.00	O	TBC	£ -	£ -	£ -	-	
Public Protection - Licences - Other Sales and Service Charges - Street Trading Consents - Class A1	Place	Cleaner, Greener, Safer	James Game / Paul Adams	D	O	£ 1,400.00	£ -	£ 1,400.00	O	TBC	£ -	£ -	£ -	-	
Public Protection - Licences - Other Sales and Service Charges - Street Trading Consents - Class A1 - Trading between 11pm and 2am	Place	Cleaner, Greener, Safer	James Game / Paul Adams	D	O	£ 1,500.00	£ -	£ 1,500.00	O	TBC	£ -	£ -	£ -	-	
Public Protection - Licences - Other Sales and Service Charges - Street Trading Consents - Class A2	Place	Cleaner, Greener, Safer	James Game / Paul Adams	D	O	£ 1,200.00	£ -	£ 1,200.00	O	TBC	£ -	£ -	£ -	-	
Public Protection - Licences - Other Sales and Service Charges - Street Trading Consents - Class A3	Place	Cleaner, Greener, Safer	James Game / Paul Adams	D	O	£ 1,200.00	£ -	£ 1,200.00	O	TBC	£ -	£ -	£ -	-	
Public Protection - Licences - Mobile vehicle remaining on any one site less than one hour in any 24 hour period - Class B	Place	Cleaner, Greener, Safer	James Game / Paul Adams	D	O	£ 800.00	£ -	£ 800.00	O	TBC	£ -	£ -	£ -	-	
Public Protection - Licences - Other Sales and Service Charges - Expedited Food Export certificates (where available)	Place	Cleaner, Greener, Safer	James Game / Paul Adams	D	O	£ 130.00	£ -	£ 130.00	O	TBC	£ -	£ -	£ -	-	
Public Protection - Licences - Other Sales and Service Charges - Animal-Related Licences - Animal Boarding Establishment - plus appointed vets fee charge	Place	Cleaner, Greener, Safer	James Game / Paul Adams	D	O	£ 272.00	£ -	£ 272.00	O	TBC	£ -	£ -	£ -	-	
Public Protection - Licences - Other Sales and Service Charges - Animal-Related Licences - Animal Breeding Establishment - plus appointed vets fee charge	Place	Cleaner, Greener, Safer	James Game / Paul Adams	D	O	£ 272.00	£ -	£ 272.00	O	TBC	£ -	£ -	£ -	-	
Public Protection - Licences - Other Sales and Service Charges - Animal-Related Licences - Dangerous Wild Animals - plus appointed vets fee charge	Place	Cleaner, Greener, Safer	James Game / Paul Adams	D	O	£ 272.00	£ -	£ 272.00	O	TBC	£ -	£ -	£ -	-	
Public Protection - Licences - Other Sales and Service Charges - Animal-Related Licences - Performing Animals (Registration) - plus appointed vets fee charge	Place	Cleaner, Greener, Safer	James Game / Paul Adams	D	O	£ 110.00	£ -	£ 110.00	O	TBC	£ -	£ -	£ -	-	
Public Protection - Licences - Other Sales and Service Charges - Animal-Related Licences - Pet Shop - plus appointed vets fee charge	Place	Cleaner, Greener, Safer	James Game / Paul Adams	D	O	£ 272.00	£ -	£ 272.00	O	TBC	£ -	£ -	£ -	-	
Public Protection - Licences - Other Sales and Service Charges - Animal-Related Licences - Riding Establishment - plus appointed vets fee charge	Place	Cleaner, Greener, Safer	James Game / Paul Adams	D	O	£ 272.00	£ -	£ 272.00	O	TBC	£ -	£ -	£ -	-	
Public Protection - Licences - Other Sales and Service Charges - Animal-Related Licences - Zoo - plus appointed vets fee charge	Place	Cleaner, Greener, Safer	James Game / Paul Adams	D	O	£ 272.00	£ -	£ 272.00	O	TBC	£ -	£ -	£ -	-	
Public Protection - Licences - Other Sales and Service Charges - Food Export certificates	Place	Cleaner, Greener, Safer	James Game / Paul Adams	D	O	£ 65.00	£ -	£ 65.00	O	TBC	£ -	£ -	£ -	-	
Public Protection - Licences - Other Sales and Service Charges - Street Trading Consents - Class A1 (Trading between 11pm and 2am)	Place	Cleaner, Greener, Safer	James Game / Paul Adams	D	O	£ 1,500.00	£ -	£ 1,500.00	O	TBC	£ -	£ -	£ -	-	
Public Protection - Licences - Other Sales and Service Charges - Street Trading Consents - Class B	Place	Cleaner, Greener, Safer	James Game / Paul Adams	D	O	£ 650.00	£ -	£ 650.00	O	TBC	£ -	£ -	£ -	-	
Public Protection - Sex Establishment Licences - Application for new licence	Place	Cleaner, Greener, Safer	James Game / Paul Adams	D	O	£ 3,698.00	£ -	£ 3,698.00	O	TBC	£ -	£ -	£ -	-	
Public Protection - Sex Establishment Licences - Application for renewed licence	Place	Cleaner, Greener, Safer	James Game / Paul Adams	D	O	£ 2,698.00	£ -	£ 2,698.00	O	TBC	£ -	£ -	£ -	-	
Public Protection - Sex Establishment Licences - Application for transfer	Place	Cleaner, Greener, Safer	James Game / Paul Adams	D	O	£ 100.00	£ -	£ 100.00	O	TBC	£ -	£ -	£ -	-	
Registration of Persons for Exhibition and Training of performing animals - Copies of Register Entries	Place	Cleaner, Greener, Safer	James Game / Paul Adams	S	O	£ 5.00	£ -	£ 5.00	O	TBC	£ -	£ -	£ -	-	
Residents Services - Registration - Approved Premises Regulations - Application for Approval	Place	Cleaner, Greener, Safer	James Game / Paul Adams	D	O	£ 2,000.00	£ -	£ 2,000.00	O	TBC	£ -	£ -	£ -	-	
Scrap Metal Dealers Site Licence	Place	Cleaner, Greener, Safer	James Game / Paul Adams	D	O	£ 494.00	£ -	£ 494.00	O	TBC	£ -	£ -	£ -	-	
Scrap Metal Dealers Collectors Licence	Place	Cleaner, Greener, Safer	James Game / Paul Adams	D	O	£ 315.00	£ -	£ 315.00	O	TBC	£ -	£ -	£ -	-	
Scrap Metal Dealers Site Licence - Renewal	Place	Cleaner, Greener, Safer	James Game / Paul Adams	D	O	£ 408.00	£ -	£ 408.00	O	TBC	£ -	£ -	£ -	-	
Scrap Metal Dealers Collectors Licence - Renewal	Place	Cleaner, Greener, Safer	James Game / Paul Adams	D	O	£ 262.00	£ -	£ 262.00	O	TBC	£ -	£ -	£ -	-	
Scrap Metal Dealers Site Licence - Variation	Place	Cleaner, Greener, Safer	James Game / Paul Adams	D	O	£ 112.00	£ -	£ 112.00	O	TBC	£ -	£ -	£ -	-	
Scrap Metal Dealers Collectors Licence - Variation	Place	Cleaner, Greener, Safer	James Game / Paul Adams	D	O	£ 112.00	£ -	£ 112.00	O	TBC	£ -	£ -	£ -	-	
Animal Feed (Hygiene, Sampling etc. & Enforcement) Regulations 2015 - Regulation 13 - Manufacture & placing on the market products derived from vegetable oil and blended fats	Place	Cleaner, Greener, Safer	Paul Adams	S	O	£ 451.00	£ -	£ 451.00	O	£ 451.00	£ -	£ 451.00	£ -	-	UNCHANGED
Public Protection - Licences - Other Sales and Service Charges - Skin Piercing Registrations - Registration of acupuncture, tattooing, ear piercing and electrolysis	Place	Cleaner, Greener, Safer	Paul Adams	D	O	£130 license charge plus £70 per employee	£ -	£130 license charge plus £70 per employee	O	£130 license charge plus £70 per employee	£ -	£ -	£ -	-	UNCHANGED
Public Protection - Other Environmental Protection Charges - Contaminated Land enquiries - Residents -flat fee	Place	Cleaner, Greener, Safer	Peter Reynolds	D	O	£ 30.00	£ -	£ 30.00	O	£ 30.00	£ -	£ 30.00	£ -	-	UNCHANGED
Public Protection - Other Environmental Protection Charges - Contaminated Land enquiries - Solicitors / Potential home owners per hour	Place	Cleaner, Greener, Safer	Peter Reynolds	D	O	£ 65.00	£ -	£ 65.00	O	£ 65.00	£ -	£ 65.00	£ -	-	UNCHANGED
Public Protection - Other Environmental Protection Charges - Environmental surveys - Private Companies per hour	Place	Cleaner, Greener, Safer	Peter Reynolds	D	O	£ 65.00	£ -	£ 65.00	O	£ 65.00	£ -	£ 65.00	£ -	-	UNCHANGED
Public Protection - Other Environmental Protection Charges - High Hedges Fixed Charge for all other owners	Place	Cleaner, Greener, Safer	Peter Reynolds	D	O	£ 500.00	£ -	£ 500.00	O	£ 500.00	£ -	£ 500.00	£ -	-	UNCHANGED
Public Protection - Other Environmental Protection Charges - High Hedges Fixed Charge for owners on Benefits	Place	Cleaner, Greener, Safer	Peter Reynolds	D	O	£ 250.00	£ -	£ 250.00	O	£ 250.00	£ -	£ 250.00	£ -	-	UNCHANGED
Public Protection - Other Environmental Protection Charges - Nuisance and public health EP officers charges per hour	Place	Cleaner, Greener, Safer	Peter Reynolds	D	O	£ 32.00	£ -	£ 32.00	O	£ 32.00	£ -	£ 32.00	£ -	-	UNCHANGED
Public Protection - Other Environmental Protection Charges - Service of notice 10 properties drainage per hour	Place	Cleaner, Greener, Safer	Peter Reynolds	D	O	£ 65.00	£ -	£ 65.00	O	£ 65.00	£ -	£ 65.00	£ -	-	UNCHANGED
Public Protection - Other Environmental Protection Charges - Swimming pool sampling (e-coli etc) per sample	Place	Cleaner, Greener, Safer	Peter Reynolds	D	O	£ 50.00	£ -	£ 50.00	O	£ 50.00	£ -	£ 50.00	£ -	-	UNCHANGED
LA-IPPC Charges - Application	Place	Cleaner, Greener, Safer	Peter Reynolds	S	O	£ 3,363.00	£ -	£ 3,363.00	O	£ 3,363.00	£ -	£ 3,363.00	£ -	-	UNCHANGED
LA-IPPC Charges - Application - Additional Fee for Operating without a Permit	Place	Cleaner, Greener, Safer	Peter Reynolds	S	O	£ 1,188.00	£ -	£ 1,188.00	O	£ 1,188.00	£ -	£ 1,188.00	£ -	-	UNCHANGED
LA-IPPC Charges - Application - Annual Subsistence High	Place	Cleaner, Greener, Safer	Peter Reynolds	S	O	£ 2,233.00	£ -	£ 2,233.00	O	£ 2,233.00	£ -	£ 2,233.00	£ -	-	UNCHANGED
LA-IPPC Charges - Application - Annual Subsistence Low	Place	Cleaner, Greener, Safer	Peter Reynolds	S	O	£ 1,446.00	£ -	£ 1,446.00	O	£ 1,446.00	£ -	£ 1,446.00	£ -	-	UNCHANGED
LA-IPPC Charges - Application - Annual Subsistence Medium	Place	Cleaner, Greener, Safer	Peter Reynolds	S	O	£ 1,610.00	£ -	£ 1,610.00	O	£ 1,610.00	£ -	£ 1,610.00	£ -	-	UNCHANGED
LA-IPPC-Charges - Application-Annual Subsistence-High	Place	Cleaner, Greener, Safer	Peter Reynolds	S	O	£ 2,333.00	£ -	£ 2,333.00	O	£ 2,333.00	£ -	£ 2,333.00	£ -	-	UNCHANGED
LA-IPPC Charges - Application - Late Payment Fee	Place	Cleaner, Greener, Safer	Peter Reynolds	S	O	£ 52.00	£ -	£ 52.00	O	£ 52.00	£ -	£ 52.00	£ -	-	UNCHANGED
LA-IPPC Charges - Application - Partial Transfer	Place	Cleaner, Greener, Safer	Peter Reynolds	S	O	£ 698.00	£ -	£ 698.00	O	£ 698.00	£ -	£ 698.00	£ -	-	UNCHANGED
LA-IPPC Charges - Application - Substantial Variation	Place	Cleaner, Greener, Safer	Peter Reynolds	S	O	£ 202.00	£ -	£ 202.00	O	£ 202.00	£ -	£ 202.00	£ -	-	UNCHANGED
LA-IPPC Charges - Application - Surrender	Place	Cleaner, Greener, Safer	Peter Reynolds	S	O	£ 698.00	£ -	£ 698.00	O	£ 698.00	£ -	£ 698.00	£ -	-	UNCHANGED
LA-IPPC Charges - Application - Transfer	Place	Cleaner, Greener, Safer	Peter Reynolds	S	O	£ 225.00	£ -	£ 225.00	O	£ 225.00	£ -	£ 225.00	£ -	-	UNCHANGED
LAPC Charges-Application Fee Standard process (includes solvent emission activities)	Place	Cleaner, Greener, Safer	Peter Reynolds	S	O	£ 1,650.00	£ -	£ 1,650.00	O	£ 1,650.00	£ -	£ 1,650.00	£ -	-	UNCHANGED
LAPC Charges Additional fee for operating without a permit	Place	Cleaner, Greener, Safer	Peter Reynolds	S	O	£ 1,188.00	£ -	£ 1,188.00	O	£ 1,188.00	£ -	£ 1,188.00	£ -	-	UNCHANGED
LAPC Charges Application fee for PVR1 and Drycleaners	Place	Cleaner, Greener, Safer	Peter Reynolds	S	O	£ 155.00	£ -	£ 155.00	O	£ 155.00	£ -	£ 155.00	£ -	-	UNCHANGED
LAPC charges Application fee for PVR1 & II combined	Place	Cleaner, Greener, Safer	Peter Reynolds	S	O	£ 257.00	£ -	£ 257.00	O	£ 257.00	£ -	£ 257.00	£ -	-	UNCHANGED
LAPC Charges - VR's and other reduced fee activities	Place	Cleaner, Greener, Safer	Peter Reynolds	S	O	£ 362.00	£ -	£ 362.00	O	£ 362.00	£ -	£ 362.00	£ -	-	UNCHANGED
LAPC Charges Reduced fee activities Additional fee for operating without a permit	Place	Cleaner, Greener, Safer	Peter Reynolds	S	O	£ 99.00	£ -	£ 99.00	O	£ 99.00	£ -	£ 99.00	£ -	-	UNCHANGED
LAPC-Charges Application Fee Mobile Plant not using simplified permits	Place	Cleaner, Greener, Safer	Peter Reynolds	S	O	£ 1,650.00	£ -	£ 1,650.00	O	£ 1,650.00	£ -	£ 1,650.00	£ -	-	UNCHANGED
LAPC-Charges Application Fee Mobile Plant not using simplified permits for the 3rd to seventh application	Place	Cleaner, Greener, Safer	Peter Reynolds	S	O	£ 985.00	£ -	£ 985.00	O	£ 985.00	£ -	£ 985.00	£ -	-	UNCHANGED
LAPC -Charges Application Fee Mobile Plant not using simplified permits for the eighth and subsequent permits	Place	Cleaner, Greener, Safer	Peter Reynolds	S	O	£ 308.00	£ -	£ 308.00	O	£ 308.00	£ -	£ 308.00	£ -	-	UNCHANGED
LAPPC Charges - Annual Subsistence Charge - Where the additional amount must be charged where a permit is for a combined Part B and waste installation *	Place	Cleaner, Greener, Safer	Peter Reynolds	S	O	£ 310.00	£ -	£ 310.00	O	£ 310.00	£ -	£ 310.00	£ -	-	UNCHANGED
LAPPC Charges - Annual Subsistence Charge - Standard process -LOW	Place	Cleaner, Greener, Safer	Peter Reynolds	S	O	£ 772.00	£ -	£ 772.00	O	£ 772.00	£ -	£ 772.00	£ -	-	UNCHANGED
LAPC Charges Annual subsistence charge Low additional fee when permit is for a combined Part B and Waste Installation	Place	Cleaner, Greener, Safer	Peter Reynolds	S	O	£ 103.00	£ -	£ 103.00	O	£ 103.00	£ -	£ 103.00	£ -	-	UNCHANGED
LAPPC Charges - Annual Subsistence Charge - Standard process Medium	Place	Cleaner, Greener, Safer	Peter Reynolds	S	O	£ 1,161.00	£ -	£ 1,161.00	O	£ 1,161.00	£ -	£ 1,161.00	£ -	-	UNCHANGED
LAPC -Charges Annual subsistence fee Medium additional fee additional fee when permit is for a combined Part B and Waste Installation t	Place	Cleaner, Greener, Safer	Peter Reynolds	S	O	£ 156.00	£ -	£ 156.00	O	£ 156.00	£ -	£ 156.00	£ -	-	UNCHANGED
LAPPC Charges - Annual Subsistence Charge -Standard process High	Place	Cleaner, Greener, Safer	Peter Reynolds	S	O	£ 1,747.00	£ -	£ 1,747.00	O	£ 1,747.00	£ -	£ 1,747.00	£ -	-	UNCHANGED
LAPC Charges -Annual subsistence Charge High additional fee additional fee when permit is for a combined Part B and Waste Installation	Place	Cleaner, Greener, Safer	Peter Reynolds	S	O	£ 207.00	£ -	£ 207.00	O	£ 207.00	£ -	£ 207.00	£ -	-	UNCHANGED
LAPPC Charges Annual subsistence fee charges - PVR 1 and Dry Cleaners low	Place	Cleaner, Greener, Safer	Peter Reynolds	S	O	£ 79.00	£ -	£ 79.00	O	£ 79.00	£ -	£ 79.00	£ -	-	UNCHANGED
LAPPC Charges Annual subsistence fee charges - PVR 1 and Dry Cleaners Medium	Place	Cleaner, Greener, Safer	Peter Reynolds	S	O	£ 158.00	£ -	£ 158.00	O	£ 158.00	£ -	£ 158.00	£ -	-	UNCHANGED
LAPPC Charges Annual subsistence fee charges - PVR 1 and Dry Cleaners High	Place	Cleaner, Greener, Safer	Peter Reynolds	S	O	£ 237.00	£ -	£ 237.00	O	£ 237.00	£ -	£ 237.00	£ -	-	UNCHANGED
LAPC Charges - Annual subsistence fee PVR1 and II combined Low	Place	Cleaner, Greener, Safer	Peter Reynolds	S	O	£ 113.00	£ -	£ 113.00	O	£ 113.00	£ -	£ 113.00	£ -	-	UNCHANGED

Name of fee or Charge	Directorate	Overview and Scrutiny Committee	Owner	Statutory/Discretionary Charge	VAT Status 19/20	Charge excl. VAT 2019/20	VAT Amount 2019/20	Charge incl. VAT 2019/20	VAT Status 20/21	Charge excl. VAT 2020/21	VAT Amount 2020/21	Charge incl. VAT 2020/21	Change from last year (incl. VAT)	Change from last year (% incl. VAT)	New, Removed, Unchanged
LAPC Charges - Annual subsistence fee PVR1 and II combined Medium	Place	Cleaner, Greener, Safer	Peter Reynolds	S	O	£ 226.00	£ -	£ 226.00	O	£ 226.00	£ -	£ 226.00	£ -	-	UNCHANGED
LAPC Charges - Annual subsistence fee PVR1 and II combined High	Place	Cleaner, Greener, Safer	Peter Reynolds	S	O	£ 341.00	£ -	£ 341.00	O	£ 341.00	£ -	£ 341.00	£ -	-	UNCHANGED
LAPC Charges - Annual subsistence fee VR's and other Reduced Fees Low	Place	Cleaner, Greener, Safer	Peter Reynolds	S	O	£ 228.00	£ -	£ 228.00	O	£ 228.00	£ -	£ 228.00	£ -	-	UNCHANGED
LAPC Charges - Annual subsistence fee VR's and other Reduced Fees Medium	Place	Cleaner, Greener, Safer	Peter Reynolds	S	O	£ 365.00	£ -	£ 365.00	O	£ 365.00	£ -	£ 365.00	£ -	-	UNCHANGED
LAPC Charges - Annual subsistence fee VR's and other Reduced Fees High	Place	Cleaner, Greener, Safer	Peter Reynolds	S	O	£ 543.00	£ -	£ 543.00	O	£ 543.00	£ -	£ 543.00	£ -	-	UNCHANGED
LAPPC Charges - Mobile Plant Charges (Not using Simplified Permits) - Subsistence Fee for the first and second permit Low	Place	Cleaner, Greener, Safer	Peter Reynolds	S	O	£ 646.00	£ -	£ 646.00	O	£ 646.00	£ -	£ 646.00	£ -	-	UNCHANGED
LAPPC Charges - Mobile Plant Charges (Not using Simplified Permits) - Subsistence Fee for the first and second permit medium	Place	Cleaner, Greener, Safer	Peter Reynolds	S	O	£ 1,034.00	£ -	£ 1,034.00	O	£ 1,034.00	£ -	£ 1,034.00	£ -	-	UNCHANGED
LAPPC Charges - Mobile Plant Charges (Not using Simplified Permits) - Subsistence Fee for the first and second permit high	Place	Cleaner, Greener, Safer	Peter Reynolds	S	O	£ 1,506.00	£ -	£ 1,506.00	O	£ 1,506.00	£ -	£ 1,506.00	£ -	-	UNCHANGED
LAPPC Charges - Mobile Plant Charges (Not using Simplified Permits) - Subsistence Fee for the third to seventh permit Low	Place	Cleaner, Greener, Safer	Peter Reynolds	S	O	£ 385.00	£ -	£ 385.00	O	£ 385.00	£ -	£ 385.00	£ -	-	UNCHANGED
LLAPPC Charges - Mobile Plant Charges (Not using Simplified Permits) - Subsistence Fee for the third to seventh permit medium	Place	Cleaner, Greener, Safer	Peter Reynolds	S	O	£ 617.00	£ -	£ 617.00	O	£ 617.00	£ -	£ 617.00	£ -	-	UNCHANGED
LAPPC Charges - Mobile Plant Charges (Not using Simplified Permits) - Subsistence Fee for the third to seventh permit High	Place	Cleaner, Greener, Safer	Peter Reynolds	S	O	£ 924.00	£ -	£ 924.00	O	£ 924.00	£ -	£ 924.00	£ -	-	UNCHANGED
LAPPC Charges - Mobile Plant Charges (Not using Simplified Permits) - Subsistence Fee for theeight and subsequent permit permit Low	Place	Cleaner, Greener, Safer	Peter Reynolds	S	O	£ 198.00	£ -	£ 198.00	O	£ 198.00	£ -	£ 198.00	£ -	-	UNCHANGED
LAPPC Charges - Mobile Plant Charges (Not using Simplified Permits) - Subsistence Fee for theeight and subsequent permit permit Medium	Place	Cleaner, Greener, Safer	Peter Reynolds	S	O	£ 316.00	£ -	£ 316.00	O	£ 316.00	£ -	£ 316.00	£ -	-	UNCHANGED
LAPPC Charges - Mobile Plant Charges (Not using Simplified Permits) - Subsistence Fee for theeight and subsequent permit permit High	Place	Cleaner, Greener, Safer	Peter Reynolds	S	O	£ 473.00	£ -	£ 473.00	O	£ 473.00	£ -	£ 473.00	£ -	-	UNCHANGED
LAPPC Charges - Late Payment fee	Place	Cleaner, Greener, Safer	Peter Reynolds	S	O	£ 52.00	£ -	£ 52.00	O	£ 52.00	£ -	£ 52.00	£ -	-	UNCHANGED
*When a Part B installation is subject to reporting under the E-PRTR Regulation and additional £103 should be added to the annual subsistence charges	Place	Cleaner, Greener, Safer	Peter Reynolds	S	O	£ 103.00	£ -	£ 103.00	O	£ 103.00	£ -	£ 103.00	£ -	-	UNCHANGED
LAPPC Charges - Standerd Process transfer	Place	Cleaner, Greener, Safer	Peter Reynolds	S	O	£ 169.00	£ -	£ 169.00	O	£ 169.00	£ -	£ 169.00	£ -	-	UNCHANGED
LAPPC Charges - Standerd Process partial transfer transfer	Place	Cleaner, Greener, Safer	Peter Reynolds	S	O	£ 497.00	£ -	£ 497.00	O	£ 497.00	£ -	£ 497.00	£ -	-	UNCHANGED
LAPPC Charges - New operator at Low risk reduced fee activity Extra one off subsistence charge	Place	Cleaner, Greener, Safer	Peter Reynolds	S	O	£ 78.00	£ -	£ 78.00	O	£ 78.00	£ -	£ 78.00	£ -	-	UNCHANGED
LAPPC Charges - new operator at Low risk reduced fee activity Extra one off subsistence charge	Place	Cleaner, Greener, Safer	Peter Reynolds	S	O	£ 189.00	£ -	£ 189.00	O	£ 189.00	£ -	£ 189.00	£ -	-	UNCHANGED
LAPPC Charges - Surrender all part B activities	Place	Cleaner, Greener, Safer	Peter Reynolds	S	O	£ -	£ -	£ -	O	£ -	£ -	£ -	£ -	-	UNCHANGED
LAPPC Charges - Reduced fees activities pterial transfer	Place	Cleaner, Greener, Safer	Peter Reynolds	S	O	£ -	£ -	£ -	O	£ -	£ -	£ -	£ -	-	UNCHANGED
LAPPC Charges -Reduced fees activities pterial transfer	Place	Cleaner, Greener, Safer	Peter Reynolds	S	O	£ 47.00	£ -	£ 47.00	O	£ 47.00	£ -	£ 47.00	£ -	-	UNCHANGED
LAPPC Charges - Temporary transfer for mobiles - First Transfer	Place	Cleaner, Greener, Safer	Peter Reynolds	S	O	£ 53.00	£ -	£ 53.00	O	£ 53.00	£ -	£ 53.00	£ -	-	UNCHANGED
LAPPC Charges - Temporary transfer for mobiles - repeat transfer forllowing enforcement or warning	Place	Cleaner, Greener, Safer	Peter Reynolds	S	O	£ 53.00	£ -	£ 53.00	O	£ 53.00	£ -	£ 53.00	£ -	-	UNCHANGED
LAPPC Charges -Substantial change Standard process	Place	Cleaner, Greener, Safer	Peter Reynolds	S	O	£ 1,050.00	£ -	£ 1,050.00	O	£ 1,050.00	£ -	£ 1,050.00	£ -	-	UNCHANGED
LAPPC Charges - Substantial change Standard process where the sunstantial change results in a new PPC activity	Place	Cleaner, Greener, Safer	Peter Reynolds	S	O	£ 1,650.00	£ -	£ 1,650.00	O	£ 1,650.00	£ -	£ 1,650.00	£ -	-	UNCHANGED
LAPPC Charges - (partB) mobile plant charges (not using simplified permits) Application fee number of permits 1	Place	Cleaner, Greener, Safer	Peter Reynolds	S	O	£ 1,650.00	£ -	£ 1,650.00	O	£ 1,650.00	£ -	£ 1,650.00	£ -	-	UNCHANGED
LAPPC Charges - (partB) mobile plant charges (not using simplifids permits) Application fee number of permits 2	Place	Cleaner, Greener, Safer	Peter Reynolds	S	O	£ 1,650.00	£ -	£ 1,650.00	O	£ 1,650.00	£ -	£ 1,650.00	£ -	-	UNCHANGED
LAPPC Charges - (partB) mobile plant charges (not using simplified permits) Application fee number of permits 3 4 5 6 and 7	Place	Cleaner, Greener, Safer	Peter Reynolds	S	O	£ 985.00	£ -	£ 985.00	O	£ 985.00	£ -	£ 985.00	£ -	-	UNCHANGED
LAPPC Charges - (partB) mobile plant charges (not using simplified permits) Application fee number of permits 8 and over	Place	Cleaner, Greener, Safer	Peter Reynolds	S	O	£ 498.00	£ -	£ 498.00	O	£ 498.00	£ -	£ 498.00	£ -	-	UNCHANGED
LAPPC Charges - (partB) mobile plant charges (not using simplified permits) annual subsistence fee low fee number of permits1and 2	Place	Cleaner, Greener, Safer	Peter Reynolds	S	O	£ 646.00	£ -	£ 646.00	O	£ 646.00	£ -	£ 646.00	£ -	-	UNCHANGED
LAPPC Charges - (partB) mobile plant charges (not using simplified permits) annual subsistence fee low number of permits 3,4,5,6,7	Place	Cleaner, Greener, Safer	Peter Reynolds	S	O	£ 385.00	£ -	£ 385.00	O	£ 385.00	£ -	£ 385.00	£ -	-	UNCHANGED
LAPPC Charges - (partB) mobile plant charges (not using simplified permits) annual subsistence fee low number of permits 8 and over	Place	Cleaner, Greener, Safer	Peter Reynolds	S	O	£ 198.00	£ -	£ 198.00	O	£ 198.00	£ -	£ 198.00	£ -	-	UNCHANGED
LAPPC Charges - (partB) mobile plant charges (not using simplified permits) annual subsistence feeMedium number of permits 1 and 2	Place	Cleaner, Greener, Safer	Peter Reynolds	S	O	£ 1,034.00	£ -	£ 1,034.00	O	£ 1,034.00	£ -	£ 1,034.00	£ -	-	UNCHANGED
LAPPC Charges - (partB) mobile plant charges (not using simplified permits) annual subsistence feeMedium number of permits 3,4,5,6&7	Place	Cleaner, Greener, Safer	Peter Reynolds	S	O	£ 617.00	£ -	£ 617.00	O	£ 617.00	£ -	£ 617.00	£ -	-	UNCHANGED
LAPPC Charges - (partB) mobile plant charges (not using simplified permits) annual subsistence feeMedium number of permits 8 and over	Place	Cleaner, Greener, Safer	Peter Reynolds	S	O	£ 316.00	£ -	£ 316.00	O	£ 316.00	£ -	£ 316.00	£ -	-	UNCHANGED
LAPPC Charges - (partB) mobile plant charges (not using simplified permits) annual subsistence fee High number of permits 1 and 2	Place	Cleaner, Greener, Safer	Peter Reynolds	S	O	£ 1,506.00	£ -	£ 1,506.00	O	£ 1,506.00	£ -	£ 1,506.00	£ -	-	UNCHANGED
LAPPC Charges - (partB) mobile plant charges (not using simplified permits) annual subsistence fee High number of permits 3,4,5,6 & 7	Place	Cleaner, Greener, Safer	Peter Reynolds	S	O	£ 924.00	£ -	£ 924.00	O	£ 924.00	£ -	£ 924.00	£ -	-	UNCHANGED
LAPPC Charges - (partB) mobile plant charges (not using simplified permits) annual subsistence fee High number of permits 8 and over	Place	Cleaner, Greener, Safer	Peter Reynolds	S	O	£ 473.00	£ -	£ 473.00	O	£ 473.00	£ -	£ 473.00	£ -	-	UNCHANGED
Cultural Services - Thameside Theatre and Central Complex - Performance Surcharge	Place	Cleaner, Greener, Safer	Stephen Taylor	D		£ 125.00	£ 25.00	£ 150.00	S	£ 125.00	£ 25.00	£ 150.00	£ -	-	UNCHANGED
Cultural Services - Thameside Theatre and Central Complex - Room Hire - Thameside Two (40 sq mtr) Monday to Saturday. Only available Sunday if Theatre in use.	Place	Cleaner, Greener, Safer	Stephen Taylor	D	E	£ 21.00	£ -	£ 21.00	E	£ 21.00	£ -	£ 21.00	£ -	-	UNCHANGED
Cultural Services - Thameside Theatre and Central Complex - Room Hire - Third Floor Foyer Monday to Saturday only	Place	Cleaner, Greener, Safer	Stephen Taylor	D	E	£ 15.00	£ -	£ 15.00	E	£ 15.00	£ -	£ 15.00	£ -	-	UNCHANGED
Cultural Services - Thameside Theatre and Central Complex - Gallery Booking Deposit	Place	Cleaner, Greener, Safer	Stephen Taylor	D	E	£ 25.00	£ -	£ 25.00	E	£ 25.00	£ -	£ 25.00	£ -	-	UNCHANGED
Cultural Services - Thameside Theatre and Central Complex - Printing of tickets for external venues up to 500 tickets where we are not acting as box office.	Place	Cleaner, Greener, Safer	Stephen Taylor	D	S	£ 41.67	£ 8.33	£ 50.00	S	£ 41.67	£ 8.33	£ 50.00	£ -	-	UNCHANGED
Cultural Services - Thameside Theatre and Central Complex - Additional batches of up to 500 tickets for external venues where we are not acting as box office.	Place	Cleaner, Greener, Safer	Stephen Taylor	D	S	£ 20.83	£ 4.17	£ 25.00	S	£ 20.83	£ 4.17	£ 25.00	£ -	-	UNCHANGED
Cultural Services - Thameside Theatre and Central Complex - Printing of tickets for theatre events where hirer wishes to be their own box office. For up to 315 tickets.	Place	Cleaner, Greener, Safer	Stephen Taylor	D	S	£ 20.83	£ 4.17	£ 25.00	S	£ 20.83	£ 4.17	£ 25.00	£ -	-	UNCHANGED
Cultural Services - Thameside Theatre and Central Complex - Additional batches of up to 315 tickets for theatre events where we are not acting as box office.	Place	Cleaner, Greener, Safer	Stephen Taylor	D	S	£ 10.42	£ 2.08	£ 12.50	S	£ 10.42	£ 2.08	£ 12.50	£ -	-	UNCHANGED
Cultural Services - Thameside Theatre and Central Complex - Surcharge for staff and bar with Foyer booking	Place	Cleaner, Greener, Safer	Stephen Taylor	D	S	£ 41.67	£ 8.33	£ 50.00	S	£ 41.67	£ 8.33	£ 50.00	£ -	-	UNCHANGED
Cultural Services - Thameside Theatre and Central Complex - Extra Staff - For technical or Front of house work. Charged per hour.	Place	Cleaner, Greener, Safer	Stephen Taylor	D	S	£ 15.00	£ 3.00	£ 18.00	S	£ 15.00	£ 3.00	£ 18.00	£ -	-	UNCHANGED
Cultural Services - Thameside Theatre and Central Complex - Bubble Machine	Place	Cleaner, Greener, Safer	Stephen Taylor	D	S	£ 23.00	£ 4.60	£ 27.60	S	£ 24.00	£ 4.80	£ 28.80	£ 1.20	+4.35%	INCREASED
Cultural Services - Thameside Theatre and Central Complex - Follow Spot	Place	Cleaner, Greener, Safer	Stephen Taylor	D	S	£ 23.00	£ 4.60	£ 27.60	S	£ 24.00	£ 4.80	£ 28.80	£ 1.20	+4.35%	INCREASED
Cultural Services - Thameside Theatre and Central Complex - Haze	Place	Cleaner, Greener, Safer	Stephen Taylor	D	S	£ 23.00	£ 4.60	£ 27.60	S	£ 24.00	£ 4.80	£ 28.80	£ 1.20	+4.35%	INCREASED
Cultural Services - Thameside Theatre and Central Complex - Yamaha 503 Digital Piano	Place	Cleaner, Greener, Safer	Stephen Taylor	D	S	£ 23.00	£ 4.60	£ 27.60	S	£ 24.00	£ 4.80	£ 28.80	£ 1.20	+4.35%	INCREASED
Cultural Services - Thameside Theatre and Central Complex - Portable Video Projector	Place	Cleaner, Greener, Safer	Stephen Taylor	D	S	£ 23.00	£ 4.60	£ 27.60	S	£ 24.00	£ 4.80	£ 28.80	£ 1.20	+4.35%	INCREASED
Cultural Services - Thameside Theatre and Central Complex - Pyroflash	Place	Cleaner, Greener, Safer	Stephen Taylor	D	S	£ 23.00	£ 4.60	£ 27.60	S	£ 24.00	£ 4.80	£ 28.80	£ 1.20	+4.35%	INCREASED

Name of fee or Charge	Directorate	Overview and Scrutiny Committee	Owner	Statutory/Discretionary Charge	VAT Status 19/20	Charge excl. VAT 2019/20	VAT Amount 2019/20	Charge incl. VAT 2019/20	VAT Status 20/21	Charge excl. VAT 2020/21	VAT Amount 2020/21	Charge incl. VAT 2020/21	Change from last year (incl. VAT)	Change from last year (% incl. VAT)	New, Removed, Unchanged
Cultural Services - Thameside Theatre and Central Complex - Radio Microphone System Price per 4 microphones	Place	Cleaner, Greener, Safer	Stephen Taylor	D	S	£ 23.00	£ 4.60	£ 27.60	S	£ 24.00	£ 4.80	£ 28.80	£ 1.20	+4.35%	INCREASED
Cultural Services - Thameside Theatre and Central Complex - Smoke Machines	Place	Cleaner, Greener, Safer	Stephen Taylor	D	S	£ 23.00	£ 4.60	£ 27.60	S	£ 24.00	£ 4.80	£ 28.80	£ 1.20	+4.35%	INCREASED
Cultural Services - Thameside Theatre and Central Complex - Snow Machines	Place	Cleaner, Greener, Safer	Stephen Taylor	D	S	£ 23.00	£ 4.60	£ 27.60	S	£ 24.00	£ 4.80	£ 28.80	£ 1.20	+4.35%	INCREASED
Cultural Services - Thameside Theatre and Central Complex - Star Cloth	Place	Cleaner, Greener, Safer	Stephen Taylor	D	S	£ 23.00	£ 4.60	£ 27.60	S	£ 24.00	£ 4.80	£ 28.80	£ 1.20	+4.35%	INCREASED
Cultural Services - Thameside Theatre and Central Complex - UV Lighting	Place	Cleaner, Greener, Safer	Stephen Taylor	D	S	£ 23.00	£ 4.60	£ 27.60	S	£ 24.00	£ 4.80	£ 28.80	£ 1.20	+4.35%	INCREASED
Cultural Services - Thameside Theatre and Central Complex - Museum as additional dressing rooms - Only available after museum closing times 5pm-11pm (Additional cleaning costs may be incurred if guidelines are not followed)	Place	Cleaner, Greener, Safer	Stephen Taylor	D	E	£ 53.00	£ -	£ 53.00	E	£ 68.00	£ -	£ 68.00	£ 15.00	+28.30%	INCREASED
Cultural Services - Thameside Theatre and Central Complex - Digital Cinema Projector	Place	Cleaner, Greener, Safer	Stephen Taylor	D	S	£ 53.00	£ 10.60	£ 63.60	S	£ 55.00	£ 11.00	£ 66.00	£ 2.40	+3.77%	INCREASED
Cultural Services - Thameside Theatre and Central Complex - Flame Machine	Place	Cleaner, Greener, Safer	Stephen Taylor	D	S	£ 53.00	£ 10.60	£ 63.60	S	£ 55.00	£ 11.00	£ 66.00	£ 2.40	+3.77%	INCREASED
Cultural Services - Thameside Theatre and Central Complex - Enlarged Orchestra Pit	Place	Cleaner, Greener, Safer	Stephen Taylor	D	S	£ 53.00	£ 10.60	£ 63.60	S	£ 55.00	£ 11.00	£ 66.00	£ 2.40	+3.77%	INCREASED
Cultural Services - Thameside Theatre and Central Complex - PA in Foyer	Place	Cleaner, Greener, Safer	Stephen Taylor	D	S	£ 53.00	£ 10.60	£ 63.60	S	£ 55.00	£ 11.00	£ 66.00	£ 2.40	+3.77%	INCREASED
Cultural Services - Thameside Theatre and Central Complex - Set up and Remove Stage in Foyer	Place	Cleaner, Greener, Safer	Stephen Taylor	D	S	£ 53.00	£ 10.60	£ 63.60	S	£ 55.00	£ 11.00	£ 66.00	£ 2.40	+3.77%	INCREASED
Cultural Services - Thameside Theatre and Central Complex - Off Peak Tariff - Commercial Organisations Mondays and Tuesdays in January, February and August only. Standard block 18:00 to 23:00	Place	Cleaner, Greener, Safer	Stephen Taylor	D	S	£ 61.00	£ 12.20	£ 73.20	S	£ 63.00	£ 12.60	£ 75.60	£ 2.40	+3.28%	INCREASED
Cultural Services - Thameside Theatre and Central Complex - Off Peak Tariff - Commercial Organisations Mondays and Tuesdays in January, February and August only. Standard Fee per hour between 09:00 to 18:00	Place	Cleaner, Greener, Safer	Stephen Taylor	D	S	£ 264.00	£ 52.80	£ 316.80	S	£ 272.00	£ 54.40	£ 326.40	£ 9.60	+3.03%	INCREASED
Cultural Services - Thameside Theatre and Central Complex - Off Peak Tariff - Commercial Organisations Mondays and Tuesdays in January, February and August only. Additional hour after 23:00	Place	Cleaner, Greener, Safer	Stephen Taylor	D	S	£ 140.00	£ 28.00	£ 168.00	S	£ 144.00	£ 28.80	£ 172.80	£ 4.80	+2.86%	INCREASED
Cultural Services - Thameside Theatre and Central Complex - Tariff 1 - Thurrock based non profit organisations, members of Thurrock Arts Council and Thurrock Schools and Colleges - Additional hours after 23:00 - Fridays - 1) Thurrock Council services and DFE funded schools and academies	Place	Cleaner, Greener, Safer	Stephen Taylor	D	E	£ 175.00	£ -	£ 175.00	E	£ 180.00	£ -	£ 180.00	£ 5.00	+2.86%	INCREASED
Cultural Services - Thameside Theatre and Central Complex - Tariff 1 - Thurrock based non profit organisations, members of Thurrock Arts Council and Thurrock Schools and Colleges - Additional hours after 23:00 - Fridays - 2) Thurrock based non-profit organisations and members of Thurrock Arts Council	Place	Cleaner, Greener, Safer	Stephen Taylor	D	S	£ 175.00	£ 35.00	£ 210.00	S	£ 180.00	£ 36.00	£ 216.00	£ 6.00	+2.86%	INCREASED
Cultural Services - Thameside Theatre and Central Complex - Tariff 1 - Thurrock based non profit organisations, members of Thurrock Arts Council and Thurrock Schools and Colleges - Additional hours after 23:00 - Saturday - 1) Thurrock Council services and DFE funded schools and academies	Place	Cleaner, Greener, Safer	Stephen Taylor	D	E	£ 254.00	£ -	£ 254.00	E	£ 262.00	£ -	£ 262.00	£ 8.00	+3.15%	INCREASED
Cultural Services - Thameside Theatre and Central Complex - Tariff 1 - Thurrock based non profit organisations, members of Thurrock Arts Council and Thurrock Schools and Colleges - Additional hours after 23:00 - Saturday - 2) Thurrock based non-profit organisations and members of Thurrock Arts Council	Place	Cleaner, Greener, Safer	Stephen Taylor	D	S	£ 254.00	£ 50.80	£ 304.80	S	£ 262.00	£ 52.40	£ 314.40	£ 9.60	+3.15%	INCREASED
Cultural Services - Thameside Theatre and Central Complex - Tariff 1 - Thurrock based non profit organisations, members of Thurrock Arts Council and Thurrock Schools and Colleges - Additional hours after 23:00 - Sundays - 1) Thurrock Council services and DFE funded schools and academies	Place	Cleaner, Greener, Safer	Stephen Taylor	D	E	£ 254.00	£ -	£ 254.00	E	£ 262.00	£ -	£ 262.00	£ 8.00	+3.15%	INCREASED
Cultural Services - Thameside Theatre and Central Complex - Tariff 1 - Thurrock based non profit organisations, members of Thurrock Arts Council and Thurrock Schools and Colleges - Additional hours after 23:00 - Sundays - 2) Thurrock based non-profit organisations and members of Thurrock Arts Council	Place	Cleaner, Greener, Safer	Stephen Taylor	D	S	£ 254.00	£ 50.80	£ 304.80	S	£ 262.00	£ 52.40	£ 314.40	£ 9.60	+3.15%	INCREASED
Cultural Services - Thameside Theatre and Central Complex - Tariff 1 - Thurrock based non profit organisations, members of Thurrock Arts Council and Thurrock Schools and Colleges - Standard fee per hour 09:00 to 18:00 - Friday - 1) Thurrock Council services and DFE funded schools and academies	Place	Cleaner, Greener, Safer	Stephen Taylor	D	E	£ 77.00	£ -	£ 77.00	E	£ 81.00	£ -	£ 81.00	£ 4.00	+5.19%	INCREASED
Cultural Services - Thameside Theatre and Central Complex - Tariff 1 - Thurrock based non profit organisations, members of Thurrock Arts Council and Thurrock Schools and Colleges - Standard fee per hour 09:00 to 18:00 - Friday - 2) Thurrock based non-profit organisations and members of Thurrock Arts Council	Place	Cleaner, Greener, Safer	Stephen Taylor	D	S	£ 77.00	£ 15.40	£ 92.40	S	£ 81.00	£ 16.20	£ 97.20	£ 4.80	+5.19%	INCREASED
Cultural Services - Thameside Theatre and Central Complex - Tariff 1 - Thurrock based non profit organisations, members of Thurrock Arts Council and Thurrock Schools and Colleges - Standard fee per hour 09:00 to 18:00 - Monday to Thursday - 1) Thurrock Council services and DFE funded schools and academies	Place	Cleaner, Greener, Safer	Stephen Taylor	D	E	£ 61.00	£ -	£ 61.00	E	£ 63.00	£ -	£ 63.00	£ 2.00	+3.28%	INCREASED
Cultural Services - Thameside Theatre and Central Complex - Tariff 1 - Thurrock based non profit organisations, members of Thurrock Arts Council and Thurrock Schools and Colleges - Standard fee per hour 09:00 to 18:00 - Monday to Thursday - 2) Thurrock based non-profit organisations and members of Thurrock Arts Council	Place	Cleaner, Greener, Safer	Stephen Taylor	D	S	£ 61.00	£ 12.20	£ 73.20	S	£ 63.00	£ 12.60	£ 75.60	£ 2.40	+3.28%	INCREASED
Cultural Services - Thameside Theatre and Central Complex - Tariff 1 - Thurrock based non profit organisations, members of Thurrock Arts Council and Thurrock Schools and Colleges - Standard fee per hour 09:00 to 23:00 - Sunday - 1) Thurrock Council services and DFE funded schools and academies	Place	Cleaner, Greener, Safer	Stephen Taylor	D	E	£ 125.00	£ -	£ 125.00	E	£ 129.00	£ -	£ 129.00	£ 4.00	+3.20%	INCREASED
Cultural Services - Thameside Theatre and Central Complex - Tariff 1 - Thurrock based non profit organisations, members of Thurrock Arts Council and Thurrock Schools and Colleges - Standard fee per hour 09:00 to 23:00 - Sunday - 2) Thurrock based non-profit organisations and members of Thurrock Arts Council	Place	Cleaner, Greener, Safer	Stephen Taylor	D	S	£ 125.00	£ 25.00	£ 150.00	S	£ 129.00	£ 25.80	£ 154.80	£ 4.80	+3.20%	INCREASED

Name of fee or Charge	Directorate	Overview and Scrutiny Committee	Owner	Statutory/Discretionary Charge	VAT Status 19/20	Charge excl. VAT 2019/20	VAT Amount 2019/20	Charge incl. VAT 2019/20	VAT Status 20/21	Charge excl. VAT 2020/21	VAT Amount 2020/21	Charge incl. VAT 2020/21	Change from last year (incl. VAT)	Change from last year (% incl. VAT)	New, Removed, Unchanged
Cultural Services - Thameside Theatre and Central Complex - Tariff 1 - Thurrock based non profit organisations, members of Thurrock Arts Council and Thurrock Schools and Colleges - Standard fee Period 18.00 to 23.00 - Friday - 1) Thurrock Council services and DFE funded schools and academies	Place	Cleaner, Greener, Safer	Stephen Taylor	D	E	£ 484.00	£ -	£ 484.00	E	£ 499.00	£ -	£ 499.00	£ 15.00	+3.10%	INCREASED
Cultural Services - Thameside Theatre and Central Complex - Tariff 1 - Thurrock based non profit organisations, members of Thurrock Arts Council and Thurrock Schools and Colleges - Standard fee Period 18.00 to 23.00 - Friday - 2) Thurrock based non-profit organisations and members of Thurrock Arts Council	Place	Cleaner, Greener, Safer	Stephen Taylor	D	S	£ 484.00	£ 96.80	£ 580.80	S	£ 499.00	£ 99.80	£ 598.80	£ 18.00	+3.10%	INCREASED
Cultural Services - Thameside Theatre and Central Complex - Tariff 1 - Thurrock based non profit organisations, members of Thurrock Arts Council and Thurrock Schools and Colleges - Standard fee Period 18.00 to 23.00 - Monday to Thursday - 1) Thurrock Council services and DFE funded schools and academies	Place	Cleaner, Greener, Safer	Stephen Taylor	D	E	£ 264.00	£ -	£ 264.00	E	£ 272.00	£ -	£ 272.00	£ 8.00	+3.03%	INCREASED
Cultural Services - Thameside Theatre and Central Complex - Tariff 1 - Thurrock based non profit organisations, members of Thurrock Arts Council and Thurrock Schools and Colleges - Standard fee Period 18.00 to 23.00 - Monday to Thursday - 2) Thurrock based non-profit organisations and members of Thurrock Arts Council	Place	Cleaner, Greener, Safer	Stephen Taylor	D	S	£ 264.00	£ 52.80	£ 316.80	S	£ 272.00	£ 54.40	£ 326.40	£ 9.60	+3.03%	INCREASED
Cultural Services - Thameside Theatre and Central Complex - Tariff 1 - Thurrock based non profit organisations, members of Thurrock Arts Council and Thurrock Schools and Colleges - Standard fee Period 18.00 to 23.00 - Saturday - 1) Thurrock Council services and DFE funded schools and academies	Place	Cleaner, Greener, Safer	Stephen Taylor	D	E	£ 638.00	£ -	£ 638.00	E	£ 657.00	£ -	£ 657.00	£ 19.00	+2.98%	INCREASED
Cultural Services - Thameside Theatre and Central Complex - Tariff 1 - Thurrock based non profit organisations, members of Thurrock Arts Council and Thurrock Schools and Colleges - Standard fee Period 18.00 to 23.00 - Saturday - 2) Thurrock based non-profit organisations and members of Thurrock Arts Council	Place	Cleaner, Greener, Safer	Stephen Taylor	D	S	£ 638.00	£ 127.60	£ 765.60	S	£ 657.00	£ 131.40	£ 788.40	£ 22.80	+2.98%	INCREASED
Cultural Services - Thameside Theatre and Central Complex - Tariff 1 - Thurrock based non profit organisations, members of Thurrock Arts Council and Thurrock Schools and Colleges - Standard fee Period per additional hour after 11pm Mon-Thurs - 1) Thurrock Council services and DFE funded schools and academies	Place	Cleaner, Greener, Safer	Stephen Taylor	D	E	£ 140.00	£ -	£ 140.00	E	£ 144.00	£ -	£ 144.00	£ 4.00	+2.86%	INCREASED
Cultural Services - Thameside Theatre and Central Complex - Tariff 1 - Thurrock based non profit organisations, members of Thurrock Arts Council and Thurrock Schools and Colleges - Standard fee Period per additional hour after 11pm Mon-Thurs - 2) Thurrock based non-profit organisations and members of Thurrock Arts Council	Place	Cleaner, Greener, Safer	Stephen Taylor	D	S	£ 140.00	£ 28.00	£ 168.00	S	£ 144.00	£ 28.80	£ 172.80	£ 4.80	+2.86%	INCREASED
Cultural Services - Thameside Theatre and Central Complex - Tariff 1 - Thurrock based non profit organisations, members of Thurrock Arts Council and Thurrock Schools and Colleges - Standard fee per hour 08.00 to 18.00 - Saturday - 1) Thurrock Council services and DFE funded schools and academies	Place	Cleaner, Greener, Safer	Stephen Taylor	D	E	£ 99.00	£ -	£ 99.00	E	£ 102.00	£ -	£ 102.00	£ 3.00	+3.03%	INCREASED
Cultural Services - Thameside Theatre and Central Complex - Tariff 1 - Thurrock based non profit organisations, members of Thurrock Arts Council and Thurrock Schools and Colleges - Standard fee per hour 08.00 to 18.00 - Saturday - 2) Thurrock based non-profit organisations and members of Thurrock Arts Council	Place	Cleaner, Greener, Safer	Stephen Taylor	D	S	£ 99.00	£ 19.80	£ 118.80	S	£ 102.00	£ 20.40	£ 122.40	£ 3.60	+3.03%	INCREASED
Cultural Services - Thameside Theatre and Central Complex - Tariff 3 - Commercial organisations - Additional hours after 23.00 - Monday to Thursday	Place	Cleaner, Greener, Safer	Stephen Taylor	D	S	£ 203.00	£ 40.60	£ 243.60	S	£ 209.00	£ 41.80	£ 250.80	£ 7.20	+2.96%	INCREASED
Cultural Services - Thameside Theatre and Central Complex - Tariff 3 - Commercial organisations - Additional hours after 23.00 - Saturday	Place	Cleaner, Greener, Safer	Stephen Taylor	D	S	£ 332.00	£ 66.40	£ 398.40	S	£ 342.00	£ 68.40	£ 410.40	£ 12.00	+3.01%	INCREASED
Cultural Services - Thameside Theatre and Central Complex - Tariff 3 - Commercial organisations - Friday per hour 08.00 to 18.00	Place	Cleaner, Greener, Safer	Stephen Taylor	D	S	£ 155.00	£ 31.00	£ 186.00	S	£ 160.00	£ 32.00	£ 192.00	£ 6.00	+3.23%	INCREASED
Cultural Services - Thameside Theatre and Central Complex - Tariff 3 - Commercial organisations - Monday to Thursday per hour 08.00 to 18.00	Place	Cleaner, Greener, Safer	Stephen Taylor	D	S	£ 150.00	£ 30.00	£ 180.00	S	£ 154.00	£ 30.80	£ 184.80	£ 4.80	+2.67%	INCREASED
Cultural Services - Thameside Theatre and Central Complex - Tariff 3 - Commercial organisations - Saturday per hour 08.00 to 18.00	Place	Cleaner, Greener, Safer	Stephen Taylor	D	S	£ 170.00	£ 34.00	£ 204.00	S	£ 175.00	£ 35.00	£ 210.00	£ 6.00	+2.94%	INCREASED
Cultural Services - Thameside Theatre and Central Complex - Tariff 3 - Commercial organisations - Standard Fee per period - 18.00 to 23.00 - Friday	Place	Cleaner, Greener, Safer	Stephen Taylor	D	S	£ 875.00	£ 175.00	£ 1,050.00	S	£ 901.00	£ 180.20	£ 1,081.20	£ 31.20	+2.97%	INCREASED
Cultural Services - Thameside Theatre and Central Complex - Tariff 3 - Commercial organisations - Standard Fee per period - 18.00 to 23.00 - Saturday	Place	Cleaner, Greener, Safer	Stephen Taylor	D	S	£ 1,186.00	£ 237.20	£ 1,423.20	S	£ 1,222.00	£ 244.40	£ 1,466.40	£ 43.20	+3.04%	INCREASED
Cultural Services - Thameside Theatre and Central Complex - Tariff 3 - Commercial organisations - Additional hours after 23.00 - Friday	Place	Cleaner, Greener, Safer	Stephen Taylor	D	S	£ 224.00	£ 44.80	£ 268.80	S	£ 231.00	£ 46.20	£ 277.20	£ 8.40	+3.13%	INCREASED
Cultural Services - Thameside Theatre and Central Complex - Tariff 3 - Commercial organisations - Additional hours after 23.00 - Sunday	Place	Cleaner, Greener, Safer	Stephen Taylor	D	S	£ 332.00	£ 66.40	£ 398.40	S	£ 342.00	£ 68.40	£ 410.40	£ 12.00	+3.01%	INCREASED
Cultural Services - Thameside Theatre and Central Complex - Tariff 3 - Commercial organisations - Standard Fee per period - 18.00 to 23.00 - Monday to Thursday	Place	Cleaner, Greener, Safer	Stephen Taylor	D	S	£ 546.00	£ 109.20	£ 655.20	S	£ 562.00	£ 112.40	£ 674.40	£ 19.20	+2.93%	INCREASED
Cultural Services - Thameside Theatre and Central Complex - Tariff 3 - Commercial organisations - Sunday per hour 09.00 to 23.00	Place	Cleaner, Greener, Safer	Stephen Taylor	D	S	£ 200.00	£ 40.00	£ 240.00	S	£ 206.00	£ 41.20	£ 247.20	£ 7.20	+3.00%	INCREASED
Heritage - School Visits (Coalhouse Fort or Thurrock Museum) - per class	Place	Cleaner, Greener, Safer	Stephen Taylor / Hazel Sacco	D	E	£ 150.00	£ -	£ 150.00	E	£ 150.00	£ -	£ 150.00	£ -	-	UNCHANGED
Heritage - Historical and Education Talks - New Talks	Place	Cleaner, Greener, Safer	Stephen Taylor / Hazel Sacco	D	E	£ 100.00	£ -	£ 100.00	E	£ 100.00	£ -	£ 100.00	£ -	-	UNCHANGED
Heritage - Historical and Education Talks - Existing Talks	Place	Cleaner, Greener, Safer	Stephen Taylor / Hazel Sacco	D	E	£ 70.00	£ -	£ 70.00	E	£ 70.00	£ -	£ 70.00	£ -	-	UNCHANGED
Heritage - Historical and Education Talks at Thurrock Museum - per person charge	Place	Cleaner, Greener, Safer	Stephen Taylor / Hazel Sacco	D	E	£ 4.00	£ -	£ 4.00	E	£ 4.00	£ -	£ 4.00	£ -	-	UNCHANGED
Heritage - Informal Education Sessions - Children (Coalhouse or Thurrock Museum) - per child	Place	Cleaner, Greener, Safer	Stephen Taylor / Hazel Sacco	D	E	£ 5.00	£ -	£ 5.00	E	£ 5.00	£ -	£ 5.00	£ -	-	UNCHANGED
Heritage - Informal Education Sessions - Toddlers (Coalhouse or Thurrock Museum) - per child	Place	Cleaner, Greener, Safer	Stephen Taylor / Hazel Sacco	D	E	£ 3.00	£ -	£ 3.00	E	£ 3.00	£ -	£ 3.00	£ -	-	UNCHANGED
Heritage - Music Loan Boxes - per box, per half term	Place	Cleaner, Greener, Safer	Stephen Taylor / Hazel Sacco	D	E	£ 20.00	£ -	£ 20.00	E	£ 20.00	£ -	£ 20.00	£ -	-	UNCHANGED
Heritage - Research and Readers Tickets, per person, per annum	Place	Cleaner, Greener, Safer	Stephen Taylor / Hazel Sacco	D	S	£ 8.33	£ 1.67	£ 10.00	S	£ 8.33	£ 1.67	£ 10.00	£ -0.00	-	UNCHANGED
Safety of Sports Grounds Safety Certificate - Amendment of certificate	Place	Cleaner, Greener, Safer	Tony spackling	S	O	£ 56.65	£ -	£ 56.65	O	£ 56.65	£ -	£ 56.65	£ -	-	UNCHANGED
Safety of Sports Grounds Safety Certificate - Application for issue of certificate	Place	Cleaner, Greener, Safer	Tony spackling	S	O	£ 113.30	£ -	£ 113.30	O	£ 113.30	£ -	£ 113.30	£ -	-	UNCHANGED
Safety of Sports Grounds Safety Certificate - Replacement or transfer of certificate	Place	Cleaner, Greener, Safer	Tony spackling	S	O	£ 52.50	£ -	£ 52.50	O	£ 52.50	£ -	£ 52.50	£ -	-	UNCHANGED
Public Protection - Provision of information concerning Health and Safety at work effective from 1st April 1999 - Factual Statement / Voluntary Disclosure (Postage Included)	Place	Cleaner, Greener, Safer	Tony spackling	D	S	£ 75.00	£ 15.00	£ 90.00	S	£ 75.00	£ 15.00	£ 90.00	£ -	-	UNCHANGED
Public Protection - Provision of information concerning Health and Safety at work effective from 1st April 1999 - Photographs (Postage Included)	Place	Cleaner, Greener, Safer	Tony spackling	D	S	£ 2.00	£ 0.40	£ 2.40	S	£ 2.00	£ 0.40	£ 2.40	£ -	-	UNCHANGED
Public Protection - Provision of information concerning Health and Safety at work effective from 1st April 1999 - Photocopying / copies of Public Registers	Place	Cleaner, Greener, Safer	Tony spackling	D	S	£ 0.50	£ 0.10	£ 0.60	S	£ 0.50	£ 0.10	£ 0.60	£ -	-	UNCHANGED
Cultural Service - Thameside Theatre - Bronze Technical Package	Place	Cleaner, Greener, Safer	Stephen Taylor	D					S	£ 83.33	£ 16.67	£ 100.00	£ 100.00	-	NEW
Cultural Service - Thameside Theatre - Silver Technical Package	Place	Cleaner, Greener, Safer	Stephen Taylor	D					S	£ 116.67	£ 23.33	£ 140.00	£ 140.00	-	NEW
Cultural Service - Thameside Theatre - Gold Technical Package	Place	Cleaner, Greener, Safer	Stephen Taylor	D					S	£ 133.33	£ 26.67	£ 160.00	£ 160.00	-	NEW
Cultural Service - Thameside Theatre - Platinum Technical Package	Place	Cleaner, Greener, Safer	Stephen Taylor	D					S	£ 250.00	£ 50.00	£ 300.00	£ 300.00	-	NEW
Cultural Service - Thameside Theatre - Foyer Party Package	Place	Cleaner, Greener, Safer	Stephen Taylor	D					S	£ 250.00	£ 50.00	£ 300.00	£ 300.00	-	NEW
Cultural Service - Thameside Theatre - Outdoor events Package	Place	Cleaner, Greener, Safer	Stephen Taylor	D					S	£ 800.00	£ 160.00	£ 960.00	£ 960.00	-	NEW
Cultural Service - Thameside Theatre - Indoor Events Package	Place	Cleaner, Greener, Safer	Stephen Taylor	D					S	£ 800.00	£ 160.00	£ 960.00	£ 960.00	-	NEW
Residents Services - Registration - Approved Premises Regulations - Request for Review	Strategy comms and cust services	Cleaner, Greener, Safer	James Game / Paul Adams	D	O	£ 1,915.00	£ -	£ 1,915.00	O	£ 1,915.00	£ -	£ 1,915.00	£ -	-	UNCHANGED
Residents Services - Registration - Certificates issued by Registrar/Superintendent Registrar - Short Certificate of Birth - (15 day service (previously 2 hour service - law changed to statutory fee))	Strategy comms and cust services	Cleaner, Greener, Safer	Lynn Whipps	S	O	£ 11.00	£ -	£ 11.00	O	£ 11.00	£ -	£ 11.00	£ -	-	UNCHANGED
Residents Services - Registration - Certificates issued by Registrar/ Superintendent Registrar - Short Certificate of Birth - 24 hour service	Strategy comms and cust services	Cleaner, Greener, Safer	Lynn Whipps	S	O	£ 35.00	£ -	£ 35.00	O	£ 35.00	£ -	£ 35.00	£ -	-	UNCHANGED
Residents Services - Registration - Certificates issued by Registrar/Superintendent Registrar - Standard Certificate of Birth (15 day service (previously 2 hour service - law changed to statutory fee))	Strategy comms and cust services	Cleaner, Greener, Safer	Lynn Whipps	S	O	£ 11.00	£ -	£ 11.00	O	£ 11.00	£ -	£ 11.00	£ -	-	UNCHANGED
Residents Services - Registration - Certificates issued by Registrar/Superintendent Registrar - Standard Certificate of Birth (24 hour service)	Strategy comms and cust services	Cleaner, Greener, Safer	Lynn Whipps	S	O	£ 35.00	£ -	£ 35.00	O	£ 35.00	£ -	£ 35.00	£ -	-	UNCHANGED
Residents Services - Registration - Certificates issued by Registrar/ Superintendent Registrar - Standard Certificate of Death (15 day service (previously 2 hour service - law changed to statutory fee))	Strategy comms and cust services	Cleaner, Greener, Safer	Lynn Whipps	S	O	£ 11.00	£ -	£ 11.00	O	£ 11.00	£ -	£ 11.00	£ -	-	UNCHANGED
Residents Services - Registration - Certificates issued by Registrar/Superintendent Registrar - Standard Certificate of Death (24 hour service)	Strategy comms and cust services	Cleaner, Greener, Safer	Lynn Whipps	S	O	£ 35.00	£ -	£ 35.00	O	£ 35.00	£ -	£ 35.00	£ -	-	UNCHANGED
Residents Services - Registration - Certificates issued by Registrar/Superintendent Registrar - Standard Certificate of Marriage (15 day service (previously 2 hour service - law changed to statutory fee))	Strategy comms and cust services	Cleaner, Greener, Safer	Lynn Whipps	S	O	£ 11.00	£ -	£ 11.00	O	£ 11.00	£ -	£ 11.00	£ -	-	UNCHANGED
Residents Services - Registration - Certificates issued by Registrar/Superintendent Registrar - Standard Certificate of Marriage (24 hour service)	Strategy comms and cust services	Cleaner, Greener, Safer	Lynn Whipps	S	O	£ 35.00	£ -	£ 35.00	O	£ 35.00	£ -	£ 35.00	£ -	-	UNCHANGED
Residents Services - Registration - Deposit for all ceremonies at Approved premises	Strategy comms and cust services	Cleaner, Greener, Safer	Lynn Whipps	D	O	£ 100.00	£ -	£ 100.00	O	£ 100.00	£ -	£ 100.00	£ -	-	UNCHANGED
Residents Services - Registration - Deposit for all ceremonies at Register Office marriage Room	Strategy comms and cust services	Cleaner, Greener, Safer	Lynn Whipps	D	O	£ 46.00	£ -	£ 46.00	O	£ 46.00	£ -	£ 46.00	£ -	-	UNCHANGED
Residents Services - Registration - Deposit for Notice of Marriage Appointment	Strategy comms and cust services	Cleaner, Greener, Safer	Lynn Whipps	D	O	£ 35.00	£ -	£ 35.00	O	£ 35.00	£ -	£ 35.00	£ -	-	UNCHANGED
Residents Services - Registration - Fees for superintendent Registrar attendance at approved premises for Marriage/Civil Partnership (Monday to Friday)	Strategy comms and cust services	Cleaner, Greener, Safer	Lynn Whipps	D	O	£ 465.00	£ -	£ 465.00	O	£ 495.00	£ -	£ 495.00	£ 30.00	+6.45%	INCREASED
Residents Services - Registration - Fees for superintendent Registrar attendance at approved premises for Marriage/Civil Partnership (Saturday)	Strategy comms and cust services	Cleaner, Greener, Safer	Lynn Whipps	D	O	£ 500.00	£ -	£ 500.00	O	£ 540.00	£ -	£ 540.00	£ 40.00	+8.00%	INCREASED

Name of fee or Charge	Directorate	Overview and Scrutiny Committee	Owner	Statutory/Discretionary Charge	VAT Status 19/20	Charge excl. VAT 2019/20	VAT Amount 2019/20	Charge incl. VAT 2019/20	VAT Status 20/21	Charge excl. VAT 2020/21	VAT Amount 2020/21	Charge incl. VAT 2020/21	Change from last year (incl. VAT)	Change from last year (% incl. VAT)	New, Removed, Unchanged
Residents Services - Registration - Fees for superintendent Registrar attendance at approved premises for Marriage/Civil Partnership (Sunday, Bank or Public Holiday)	Strategy comms and cust services	Cleaner, Greener, Safer	Lynn Whipps	D	O	£ 575.00	£ -	£ 575.00	O	£ 615.00	£ -	£ 615.00	£ 40.00	+6.96%	INCREASED
Residents Services - Registration - Fees for superintendent Registrar attendance at Register Office for Naming Ceremonies/ Renewal of Vows/Commitment Ceremony (Civil Ceremonies Ltd Partnership) Saturday	Strategy comms and cust services	Cleaner, Greener, Safer	Lynn Whipps	D	O	£ 340.00	£ -	£ 340.00	O	£ 340.00	£ -	£ 340.00	£ -	-	UNCHANGED
Residents Services - Fees for Superintendent Registrar attendance at Approved Premise for Naming Ceremonies/Renewal of Vows/Commitment Ceremony (Civil Ceremonies Ltd Partnership) (Monday to Friday)	Strategy comms and cust services	Cleaner, Greener, Safer	Lynn Whipps	D	O	£ 310.00	£ -	£ 310.00	O	£ 310.00	£ -	£ 310.00	£ -	-	UNCHANGED
Residents Services - Fees for Superintendent Registrar attendance at Approved Premise for Naming Ceremonies/Renewal of Vows/Commitment Ceremony (Civil Ceremonies Ltd Partnership) (Saturday)	Strategy comms and cust services	Cleaner, Greener, Safer	Lynn Whipps	D	O	£ 360.00	£ -	£ 360.00	O	£ 360.00	£ -	£ 360.00	£ -	-	UNCHANGED
Residents Services - Fees for Superintendent Registrar attendance at Approved Premise for Naming Ceremonies/Renewal of Vows/Commitment Ceremony (Civil Ceremonies Ltd Partnership) (Sunday)	Strategy comms and cust services	Cleaner, Greener, Safer	Lynn Whipps	D	O	£ 410.00	£ -	£ 410.00	O	£ 410.00	£ -	£ 410.00	£ -	-	UNCHANGED
Residents Services - Registration - Ceremonies held in Thameside Theatre (Monday to Friday)	Strategy comms and cust services	Cleaner, Greener, Safer	Lynn Whipps	D	O	£ 270.00	£ -	£ 270.00	O	£ 270.00	£ -	£ 270.00	£ -	-	UNCHANGED
Residents Services - Registration - Ceremonies held in Thameside Theatre (Saturday PM)	Strategy comms and cust services	Cleaner, Greener, Safer	Lynn Whipps	D	O	£ 400.00	£ -	£ 400.00	O	£ 400.00	£ -	£ 400.00	£ -	-	UNCHANGED
Residents Services - Registration - Ceremonies held in Thameside Theatre (Saturday AM)	Strategy comms and cust services	Cleaner, Greener, Safer	Lynn Whipps	D	O	£ 330.00	£ -	£ 330.00	O	£ 330.00	£ -	£ 330.00	£ -	-	UNCHANGED
Residents Services - Registration - Hawthorne Suite - Thameside (Monday to Friday)	Strategy comms and cust services	Cleaner, Greener, Safer	Lynn Whipps	D	O	£ 220.00	£ -	£ 220.00	O	£ 220.00	£ -	£ 220.00	£ -	-	UNCHANGED
Residents Services - Registration - Hawthorne Suite - Thameside (Saturday PM)	Strategy comms and cust services	Cleaner, Greener, Safer	Lynn Whipps	D	O	£ 350.00	£ -	£ 350.00	O	£ 350.00	£ -	£ 350.00	£ -	-	UNCHANGED
Residents Services - Registration - Hawthorne Suite - Thameside (Saturday AM)	Strategy comms and cust services	Cleaner, Greener, Safer	Lynn Whipps	D	O	£ 280.00	£ -	£ 280.00	O	£ 280.00	£ -	£ 280.00	£ -	-	UNCHANGED
Residents Services - Registration - Postage and Packing Charge (1st Class Recorded)	Strategy comms and cust services	Cleaner, Greener, Safer	Lynn Whipps	D	O	£ 2.50	£ -	£ 2.50	O	£ 3.00	£ -	£ 3.00	£ 0.50	+20.00%	INCREASED
Residents Services - Registration - Private Citizenship Ceremony (Monday to Saturday)	Strategy comms and cust services	Cleaner, Greener, Safer	Lynn Whipps	D	O	£ 160.00	£ -	£ 160.00	O	£ 160.00	£ -	£ 160.00	£ -	-	UNCHANGED
Residents Services - Registration - Re-Schedule of Appointment/ Ceremony	Strategy comms and cust services	Cleaner, Greener, Safer	Lynn Whipps	D	O	£ 35.00	£ -	£ 35.00	O	£ 35.00	£ -	£ 35.00	£ -	-	UNCHANGED
The following Burial charges are applicable to residents of the Borough of Thurrock.		Cleaner, Greener, Safer	Darren Spring												
Non Residents are required to pay double the Burial fees set out below, also included is the charge for non residents aged 5 and under.															
Outdoor event application processing	Environment and Highways	Cleaner, Greener, Safer	Jahur Ali	D	S				S	£ 25.00	£ 5.00	£ 30.00	£ 30.00	-	NEW
Resident Services - Registration - Postage and Packing Charge (Special Delivery 24hr Guaranteed)	Strategy comms and cust services	Cleaner, Greener, Safer	Lynn Whipps	D	O				O	£ 9.50	£ -	£ 9.50	£ 9.50	-	NEW
Administration Charge to complete PD2 / Proof of Life Confirmation forms	Strategy comms and cust services	Cleaner, Greener, Safer	Lynn Whipps	D	O				O	£ 35.00	£ -	£ 35.00	£ 35.00	-	NEW
Residents Services - Registration - Fees for superintendent Registrar attendance at approved premises for Marriage/Civil Partnership Residents Services - for all ceremonies in The Lacey Marriage Room	Strategy comms and cust services	Cleaner, Greener, Safer	Lynn Whipps	D	O				O	£ 146.00	£ -	£ 146.00	£ 146.00	-	NEW
Consideration by Registrar / Superintendent Registrar of a correction	Strategy comms and cust services	Cleaner, Greener, Safer	Lynn Whipps	S	O	£ 75.00	£ -	£ 75.00	O	£ 75.00	£ -	£ 75.00	£ -	-	UNCHANGED
Consideration by the Registrar General of a correction	Strategy comms and cust services	Cleaner, Greener, Safer	Lynn Whipps	S	O	£ 90.00	£ -	£ 90.00	O	£ 90.00	£ -	£ 90.00	£ -	-	UNCHANGED
Consideration by Superintendent Registrar of a divorce obtained outside of the British Isles	Strategy comms and cust services	Cleaner, Greener, Safer	Lynn Whipps	S	O	£ 50.00	£ -	£ 50.00	O	£ 50.00	£ -	£ 50.00	£ -	-	UNCHANGED
Consideration by the Registrar General of a divorce obtained outside of the British Isles	Strategy comms and cust services	Cleaner, Greener, Safer	Lynn Whipps	S	O	£ 75.00	£ -	£ 75.00	O	£ 75.00	£ -	£ 75.00	£ -	-	UNCHANGED
Consideration by the registration authority of a civil partnership dissolution obtained outside of the British Isles	Strategy comms and cust services	Cleaner, Greener, Safer	Lynn Whipps	S	O	£ 50.00	£ -	£ 50.00	O	£ 50.00	£ -	£ 50.00	£ -	-	UNCHANGED
Consideration by the Registrar General of a civil partnership dissolution obtained outside of the British Isles	Strategy comms and cust services	Cleaner, Greener, Safer	Lynn Whipps	S	O	£ 75.00	£ -	£ 75.00	O	£ 75.00	£ -	£ 75.00	£ -	-	UNCHANGED
RWP - Reduce statutory waiting period on a notice of marriage or civil partnership	Strategy comms and cust services	Cleaner, Greener, Safer	Lynn Whipps	S	O	£ 60.00	£ -	£ 60.00	O	£ 60.00	£ -	£ 60.00	£ -	-	UNCHANGED
RGL - Registrar General's Licence for marriage and civil partnership	Strategy comms and cust services	Cleaner, Greener, Safer	Lynn Whipps	S	O	£ 15.00	£ -	£ 15.00	O	£ 15.00	£ -	£ 15.00	£ -	-	UNCHANGED
Attendance at the civil partnership registration at the Register Office	Strategy comms and cust services	Cleaner, Greener, Safer	Lynn Whipps	S	O	£ 46.00	£ -	£ 46.00	O	£ 46.00	£ -	£ 46.00	£ -	-	UNCHANGED
Attendance at a registered building for a civil partnership ceremony	Strategy comms and cust services	Cleaner, Greener, Safer	Lynn Whipps	S	O	£ 86.00	£ -	£ 86.00	O	£ 86.00	£ -	£ 86.00	£ -	-	UNCHANGED
Attendance at a registered building for a marriage ceremony	Strategy comms and cust services	Cleaner, Greener, Safer	Lynn Whipps	S	O	£ 86.00	£ -	£ 86.00	O	£ 86.00	£ -	£ 86.00	£ -	-	UNCHANGED
Conversion of a civil partnership into marriage at the Register Office	Strategy comms and cust services	Cleaner, Greener, Safer	Lynn Whipps	S	O	£ 45.00	£ -	£ 45.00	O	£ 45.00	£ -	£ 45.00	£ -	-	UNCHANGED
Conversion of a civil partnership into marriage - Two stage procedure on other premises, completing the declaration	Strategy comms and cust services	Cleaner, Greener, Safer	Lynn Whipps	S	O	£ 27.00	£ -	£ 27.00	O	£ 27.00	£ -	£ 27.00	£ -	-	UNCHANGED
Conversion of a civil partnership into marriage - Two stage procedure on other premises, signing the declaration in a religious building registered for the marriage of same sex couples	Strategy comms and cust services	Cleaner, Greener, Safer	Lynn Whipps	S	O	£ 91.00	£ -	£ 91.00	O	£ 91.00	£ -	£ 91.00	£ -	-	UNCHANGED
Change of forename added within 12 months of birth registration	Strategy comms and cust services	Cleaner, Greener, Safer	Lynn Whipps	S	O	£ 40.00	£ -	£ 40.00	O	£ 40.00	£ -	£ 40.00	£ -	-	UNCHANGED
Search in indexes by the applicant personally for not more than six successive hours	Strategy comms and cust services	Cleaner, Greener, Safer	Lynn Whipps	S	O	£ 18.00	£ -	£ 18.00	O	£ 18.00	£ -	£ 18.00	£ -	-	UNCHANGED
Residents Services - Registration - Civil Partnership certificate (Full or short) - 24 hour service	Strategy comms and cust services	Cleaner, Greener, Safer	Lynn Whipps	S	O	£ 35.00	£ -	£ 35.00	O	£ 35.00	£ -	£ 35.00	£ -	-	UNCHANGED
Residents Services - Registration - Civil Partnership certificate (Full or short) - 15 day service	Strategy comms and cust services	Cleaner, Greener, Safer	Lynn Whipps	S	O	£ 11.00	£ -	£ 11.00	O	£ 11.00	£ -	£ 11.00	£ -	-	UNCHANGED

Name of fee or Charge	Directorate	Overview and Scrutiny Committee	Owner	Statutory/ Discretionary Charge	VAT Status 19/20	Charge excl. VAT 2019/20	VAT Amount 2019/20	Charge incl. VAT 2019/20	VAT Status 20/21	Charge excl. VAT 2020/21	VAT Amount 2020/21	Charge incl. VAT 2020/21	Change from last year (incl. VAT)	Change from last year (% incl. VAT)	New, Removed, Unchanged
Burial Grounds - Part 3 Monuments, Gravestones, Tablets & Monumental Inscriptions - For the right to erect or place on a grave in respect of which exclusive right of burial has been granted, a monument, gravestone or tablets	Environment and Highways	Cleaner, Greener, Safer	Vincent Taylor	D	E	r	£ -	£ -	E	REMOVED	£ -	£ -	£ -	-	REMOVED
Public Protection - Control of Dogs - Admin Charge	Place	Cleaner, Greener, Safer	Charlotte Edwards - Dog Control	D	O	£ 45.00	£ -	£ 45.00	O	Removed	£ -	£ -	£ -	-	REMOVED
Public Protection - Control of Dogs - Call Out Charges - Weekday - 5pm to 11.59pm	Place	Cleaner, Greener, Safer	Charlotte Edwards - Dog Control	D	O	£ 65.00	£ -	£ 65.00	O	REMOVED	£ -	£ -	£ -	-	REMOVED
Public Protection - Control of Dogs - Call Out Charges - Weekday - 8am to 4.59pm	Place	Cleaner, Greener, Safer	Charlotte Edwards - Dog Control	D	O	£ 50.00	£ -	£ 50.00	O	Removed	£ -	£ -	£ -	-	REMOVED
Public Protection - Control of Dogs - Call Out Charges - Weekend - 9am to 10am	Place	Cleaner, Greener, Safer	Charlotte Edwards - Dog Control	D	O	N/A	£ -	N/A	O	Removed	£ -	£ -	£ -	-	REMOVED
Public Protection - Control of Dogs - Call Out Charges - Weekend, Bank Holidays and other times	Place	Cleaner, Greener, Safer	Charlotte Edwards - Dog Control	D	O	£ 70.00	£ -	£ 70.00	O	Removed	£ -	£ -	£ -	-	REMOVED
Residents Services - Registration - Nationality Checking Services	Strategy comms and cust services	Cleaner, Greener, Safer	Lynn Whipps	D	O	£ 95.00	£ -	£ 95.00	O	REMOVED	£ -	REMOVED	£ -	-	REMOVED

This page is intentionally left blank

6 February 2020		ITEM: 7
Cleaner, Greener and Safer Overview and Scrutiny Committee		
Air Quality & Health Strategy and Modelling Assessment update		
Wards and communities affected: All	Key Decision: Key	
Report of: Mat Kiely, Transportation Services Strategic Lead		
Accountable Assistant Director: Leigh Nicholson – Interim Assistant Director – Planning, Transport and Public Protection		
Accountable Director: Andrew Millard - Director of Place		
This report is public		

Executive Summary

Thurrock Council recognises the need to improve air quality for its residents and in order to do this successfully, it is necessary to reassess the existing baseline conditions across the Borough and appropriately refresh the Council’s Air Quality and Health Strategy.

A scoping report is required to identify the necessary requirements to update the Air Quality modelling assessment for the borough and examine how the existing Air Quality and Health Strategy will need to be reviewed and refreshed to account for new baseline information and the effects of new air quality measures and interventions. It is also necessary to consider air quality and health issues as the Council looks to deliver growth through the new Local Plan.

This paper sets out the recommended content of the scoping report, covering the existing situation in relation to air quality in Thurrock, Government guidance and the input and resource that will be required to gain more robust baseline data to inform a new Air Quality and Health strategy.

The council also recognises the issues surrounding the wider Climate Change agenda and the need to set out plans about how it will address this.

This document focuses upon the scoping work for Air Quality Modelling and a refreshed Air Quality and Health Strategy which will be progressed over the coming year.

1. Recommendation(s)

- 1.1 That the Committee note and endorse the key elements that are to be addressed and taken forward in order to develop the required air quality modelling and a review and refresh of the Air Quality & Health Strategy.**
- 1.2 That the Committee endorse the need for appropriate funding and resource to be explored and provided within the 2020/21 financial year to undertake the work identified in this report.**
- 1.3 That the Council, working in conjunction with Cabinet and CGS Overview and Scrutiny Committee develop and agree a range of encompassing KPIs for the 2021/2022 financial year, supported by re-modelling data.**

2. Introduction and Background

- 2.1 Following a request from the Cabinet Member for Environment and Sports & Leisure and input and feedback from CGS O&S Committee, the Transport Development Team (in collaboration with Public Health and Environmental Protection) have been asked to develop a scoping report to inform a new Air Quality & Health Strategy.
- 2.2 The scoping report is intended to set out the requirements for updating the Air Quality modelling assessment for the borough and how the existing Air Quality & Health Strategy will need to be reviewed and refreshed to account for new baseline information, implementing Air Quality measures and interventions and how Air Quality & Health issues need to be addressed as the Council looks to deliver growth to 2038 and beyond.
- 2.3 The key elements that need to be considered and taking forward from the scoping report are set out in the following section.
- 2.4 Approach to refreshing the Strategy

The approach to the preparation of a revised strategy involves the following steps:

1. Commission a borough-wide air quality assessment to develop a better understanding of local air quality issues. Re-testing will also:
 - Provide accurate data to decision makers;
 - Provide a strong evidence baseline on which to monitor future air quality and assess impacts of local initiatives;
 - Provide data to understand whether local air quality is below the UK/EU air quality standards and the WHO air quality guidelines;
 - Identify key sources of air pollution;
 - Identify locations where the risks to health are likely to be greatest, enabling appropriate prioritisation;
 - Reduce uncertainty in the estimate of public health effects.

2. Review the existing Air Quality Strategy for Thurrock (published in 2016), including any actions, and appraise the current situation.
3. Assess the current strategy against Government ambition for improving air quality outlined in the National Clean Air Strategy 2019, affiliating any recent evidence and research. Consideration should be given to broadening the scope of Thurrock's policy and action plans to align with the new Clean Air Strategy where appropriate.
4. Public Health to review evidence of interventions that have been proven to improve air quality and health, establishing the most practical interventions to reduce harm from outdoor air pollution by their health impact. Interventions should be assessed against evidence of effectiveness, the perceived ease of delivery and the possible magnitude of air quality benefits. The review will provide guidance for future strategy.
5. Consider the roles of different services in the Council for improving air quality, and the actions to be taken to ensure they work more closely together. Consideration should be given to what actions the council itself could undertake that would make a significant difference to air quality, recognising funding constraints.
6. Considering 1 – 5 above, create an updated Air Quality and Health Strategy for Thurrock.

This approach is discussed out in more detail in Section 3 of this report.

3. Issues, Options and Analysis of Options

Existing situation

- 3.1 In Thurrock, air quality issues and the impact on human health have been highlighted in relation to Nitrogen Dioxide (NO₂) and Particulate Matter (PM₁₀). In 2004 detailed assessment work highlighted the prevalence of NO₂ and PM₁₀ in the Borough, particularly concentrated in the west along primary transport corridors.
- 3.2 The main pollutant of concern in Thurrock is nitrogen dioxide (NO₂) and to a lesser extent particulate matter (PM₁₀); both of these pollutants arise from road traffic emissions. Existing modelling suggests that Thurrock only has AQMAs which are declared for road traffic based emissions.
- 3.3 The AQMAs are primarily related to NO₂ and the long-term objective or annual mean 40 µg/m³ objectives, which is the principal issue in all 18 AQMAs. Out of these AQMAs there are currently four declared for PM₁₀, for the short-term objective or daily mean objective of 35 permitted exceedances of >50 µg/m³.

- 3.4 The total number of AQMAs has not changed and Thurrock still has 18 AQMAs all declared for annual mean NO₂, and four of these AQMAs (5, 7, 8 & 10) are declared for Daily Mean PM₁₀.
- 3.5 In 2016 the Council undertook a detailed modelling assessment to re-determine the extent of NO₂ & PM₁₀ exceedances over most of the borough and including all 18 AQMA's. This assessment found that 8 AQMA's should be revoked for NO₂ and all four for PM₁₀ should also be revoked.
- 3.6 Various schemes and measures have been applied to these AQMAs in order to address and manage air quality issues that exist. Measures have ranged from HGV restrictions to anti-idling campaigns, improved walking and cycling routes, through to the application of absorbent materials to mitigate air pollution.
- 3.7 In 2018 the air quality monitoring team instigated additional monitoring sites using NO₂ diffusion tubes in AQMAs 3, 4, 5, 8, 9 & 12. This will enable additional data trends to be understood so revocations can be made on the basis that monitoring shows that they are well below the annual mean objective limit of 40 ug/m³ for NO₂. Likely candidates for revocation are AQMA's 4, 5, 8, 9, 12, 15, 16 and possibly 21, and 26. In addition some AQMAs may be reduced in size: AQMAs 1, 3, 13 & 24.
- 3.8 The existing Air Quality Management Areas (AQMAs) in Thurrock are shown on the attached plan (Appendix A) accompanying this report.
- 3.9 The vast majority of AQMAs in the UK are designated as a result of road traffic. This situation is replicated in Thurrock, although it should be noted that local and regional background pollution (although reducing) does affect air quality in Thurrock.
- 3.10 In addition to specific targeting of AQMAs, a programme of borough wide initiatives to address air quality and health inequalities has been established as part of the 2017 Air Quality and Health Strategy. These are summarised below:
- 3.11 **South Essex Active Travel (SEAT)** – the council, along with Southend-on-Sea and Essex County Council are delivering a £3.3m programme which targets people in a transitional stage of life to encourage sustainable travel options.
- 3.12 **Weight Restrictions and HGV Management Schemes** – implemented schemes include the completion of Towers Road HGV routing scheme (phase1), Rectory Road width restriction scheme, Stifford Road Aveley Width restriction scheme, Ship Lane Freight Management Scheme and feasibility options for London Road, Purfleet Freight Management Scheme.
- 3.13 **Improvements to Walking and Cycling** – the Council continues to deliver an extensive programme of walking and cycle infrastructure improvements

secured as part of planning consents, grant funding from Public Health and the Cycle Infrastructure Development Programme (CIDP).

- 3.14 **School and Workplace Travel Plans** – the council secures travel plans and monitoring provisions as part of development consents. 35 out of 51 schools in the borough are actively working on their School Travel Plans. Workplace travel plans have been adopted at numerous locations across the borough (including London Gateway, Amazon and Intu Lakeside) which help to assess and mitigate the negative transport impacts of development and promote sustainable travel behaviour.
- 3.15 **Road Safety** - The Road Safety team continue to deliver a wide-ranging programme of educational and practical initiatives with focus placed on encouraging and enabling sustainable travel choices for future generations. The initiatives include road safety walks in all schools, bikeability training, roadside activities and road safety campaigns to promote safer & sustainable journeys to school/colleges. Engine switch-off zones at schools continued to be supported in 2019.
- 3.16 **Highways Development Management** – the Development Management and Traffic team continue to deliver a programme of work which supports the Council's Air Quality and Health objectives.
- 3.17 **Freight Quality Partnership (FQP)** – the Council has re-established its Freight Quality Partnership to help manage the impact of HGVs in Thurrock. This group will focus upon the emerging Freight Strategy and to discuss issues arising from the Council's Road User Group and Congestion Task Force.
- 3.18 **A13 East facing Slip roads** - Following the announcement by the Secretary of State in October 2018 in support of the delivery of the East Facing Slips schemes, officers have been developing a process to move the scheme forward to ensure it can be delivered to the appropriate timescales. This scheme will provide relief to the road network in West Thurrock and Lakeside and will remove traffic flows from areas such as London Rd, Chafford Hundred and A1306.
- 3.19 **Vehicle Fleet** - The Council's Environment and Highways directorate have now completed the replacement of over 100 vehicles across all directorates. This process has now moved the council to almost a 100% euro 6 fleet which is the cleanest emission technology at this time for standard vehicles. The council have also steered away from diesel where possible using petrol alternatives in populated areas. During the next round of procurement for new waste and Environment and Highways vehicles, we will be exploring the reliability of electric vehicles with a possible pilot being implemented.
- 3.20 **Variable Message Signing (VMS)** – The council has acquired three (3) VMS signs that have been deployed at strategic locations on the network. The VMS

are used as a traffic management tool which supports minimising traffic impacts arising from incidents in the borough and at Dartford Crossing.

- 3.21 **Electric Vehicle Charging** - Progress has been made in developing a partnership approach, with a suitable EV charging provider, to replace and enhance the on-street EV charging offer across the borough. Progress has been made in relation to the Council advising on the requirement for EV charging and car clubs (using EVs) within larger development proposals. Local bus operators are also adopting cleaner fleets with both Ensign and First using hybrid buses on selected routes.
- 3.22 **Sustainable, energy efficient buildings** - Through the application of Core Strategy policies by the Planning Service, the Council is driving the use of renewable energy sources for new development. Recent examples of development carried out by the Council's Education Team include:
- Woodside Primary – Sedum roof and PV Solar arrays;
 - Somers Heath – Electric Vehicle Charging Points;
 - East Tilbury Primary –Low energy ventilation system;
 - St Cleres - PV Solar arrays;
 - Benyon Primary – BMS energy management system to optimise heating and ventilation.
- 3.23 While Air Quality and Health are the key focus of the scoping process, it is important to note that the Council's emerging Local Plan will set out the core standards that developers, business and the Council will need to achieve when considering growth over the plan period. It is vital that the wider climate change and carbon management agenda is addressed, and supported through the Air Quality work, so that the Council can work collaboratively with key partners to address and manage wider issues.
- 3.24 Evidence to support the effectiveness of these measures has been difficult to quantify. However, improved modelling and ongoing monitoring will help to identify where measures have had an impact.

Modelling Assessment

- 3.25 Existing air quality modelling data is largely based upon the detailed assessment undertaken in 2004. It is essential therefore that this baseline data is updated so that the current air quality situation in Thurrock can be better understood.
- 3.26 The Council's Environmental Protection Team (with input from the Air Quality Officer Group) are progressing a request for consultant support for air quality modelling to incorporate and model all major and primary roads within the Borough. The modelling will capture an array of pollutants, but specifically nitrogen dioxide (NO₂) and particulate matter (PM₁₀ and PM_{2.5}).

- 3.27 New, Borough wide, air quality modelling will provide a detailed overview of the areas of exceedance air quality objectives within the borough for NO₂, PM₁₀ and PM_{2.5}. This will highlight any potential new air quality issues within the Borough. It will also focus on existing AQMAs to test whether they are still relevant in terms of their spatial extent as the exposure levels are likely to be different than in 2004 when the council last modelled its AQMAs. This could provide the scientific evidence to possibly reduce or even revoke some of the current AQMAs.
- 3.28 It is anticipated that new modelling assessment will cost in the region of £50,000 - £75,000.
- 3.29 The modelling assessment will determine the level of review and refresh that is necessary to be applied to the Air Quality & Health strategy. The assessment will also inform how the Strategy will evolve and critically, it will help to identify the level of funding required to ensure that a bespoke resource is made available to address any issues at key locations identified as a result of the modelling assessment.

Growth

- 3.30 Thurrock has one of the largest growth-led regeneration agendas in the Country and the new Local Plan will steer the delivery of over 30,000 new homes and 24,500 new jobs over the next 20 years. The levels of growth envisaged clearly has the risk to make air quality worse in Thurrock; however with investment and considered planning, it is possible for that growth to assist in improving air quality.
- 3.31 A new modelling assessment will provide more robust and reliable baseline data which can be used for planning purposes, enabling robust assessment of new developments within exceedance areas. Through the use of up-to-date modelling data, the Authority can also require developers to mitigate the impact of new development in the Borough (where it is shown that the development proposal would have an unacceptable impact, applications can be refused). Up-to-date baseline data is vital to inform this process.
- 3.32 The Planning Service is currently refreshing the Council's Design Strategy (2017) to ensure the Council's local planning policies account for the presence of AQMAs and the cumulative impacts from individual sites in local areas. Both the refreshed Design Strategy and Local Plan will have a strong emphasis on environmental improvements that can be secured through growth and investment.

Traffic Growth & Lower Thames Crossing

- 3.33 The Transport Development team will continue to model and monitor traffic growth and HGV movements across the Borough. The impact of the Lower Thames Crossing (LTC) needs to be understood and data from Highways

England's Cordon Model and other sources will be used to understand the impacts on air quality and concerns arising from LTC.

Air Quality Measures & Initiatives

- 3.34 Various measures and initiatives have been implemented to address and manage air quality issues in Thurrock. These measures have included specific interventions within AQMAs and more general measures and improvements which deliver wider benefits for the borough. The existing Air Quality and Health Strategy (2016) identifies a range of measures and it is anticipated that similar initiatives will be delivered as the Strategy is reviewed and refreshed.
- 3.35 There is also a need for the revised Strategy to focus on additional elements such as promotion, education, awareness raising and prevention to help address and support air quality issues in the borough. A refreshed Strategy should also set out 'softer' measures, such as awareness raising and education campaigns such as school switch-off areas and anti-idling campaigns. These can be explored and taken forward to support the more traditional physical measures that can be delivered through the ITB capital programme and developer contributions.
- 3.36 Appropriate external advice will be considered to ensure that suitable measures and initiatives are identified and implemented, thereby reducing the potential for ineffective measures to be applied. The need for expert guidance on 'what works' and 'what does not work' will help the Council to focus on measures that will have an impact and benefit and which utilise budgets effectively.
- 3.37 To ensure the Air Quality Strategy develops appropriately, it is essential that the Council work more collaboratively with local businesses to understand opportunities that will support air quality improvements in the borough. This could include initiatives such as driver training, retro-fitting old vehicles with new technology, vehicle routing, active travel alternatives and general awareness raising for businesses in Thurrock.
- 3.38 It is likely that a number of 'quick-win' measures can be identified and implemented as the modelling assessment is undertaken and as the strategy evolves. Quick-wins could include the future procurement of cleaner bus, taxi and Council vehicle fleets (although this will require substantial budget support), planting and landscaping and the roll-out of education and promotion campaigns. Identifying the link between AQMAs and existing areas of concern (health centres or GP practices, schools etc) will also be explored as a quick-win opportunity to understand if vulnerable and young members of our communities are visiting AQMAs on a regular basis.
- 3.39 Some of the 'quick-wins' that are already being actioned, or will be developed in the near future, to address Air Quality and Health (and also wider Climate and Carbon concerns) include:

- Engine switch-off campaigns at schools;
 - Introduction of powers to enforce against engine idling;
 - A new tree planting strategy, exploring opportunities to support AMQAs;
 - Proposals increased tree planting to be applied at strategic locations across the borough;
 - Sustainable and carbon efficient proposals for new Council buildings and school developments;
 - Road network and infrastructure improvements such as Grays Town Centre / Orsett Rd.
 - Internal procurement changes taking into account impact on Climate Change and Air Quality
- 3.40 Longer term measures will include physical infrastructure improvements, delivered through the ITB programme and mitigation measures that can be delivered or funded by developers through the planning process.

Clean Air Strategy 2019 and Public Health England Evidence Review

- 3.41 The Government's Clean Air Strategy sets out plans for dealing with all sources of air pollution, making our air healthier to breathe, protecting nature and boosting the economy. The strategy sets out comprehensive actions required across all parts of *government and society to improve air quality*.
- 3.42 The recently published Public Health England review on air quality interventions states *'it is better to reduce air pollution at source than to mitigate the consequences'*, outlining a hierarchy of interventions with preventing, reducing or replacing polluting activities as the first priority. The hierarchy for the most effective approaches is to reduce emissions, then reduce concentrations, then reduce exposure. Suggested additional initiatives include anti-idling campaigns, active travel infrastructure and promotion, awareness raising, educational programmes for vulnerable groups and effective public communication on the health impacts of air pollution.
- 3.43 The Clean Air Strategy and Public Health review (2019) underpins much of what has been identified within the Thurrock Air Quality and Health Strategy. It is encouraging to see that the Government strategies identify a range of important and relevant areas for action and a range of new legislation, powers and guidance which can be integrated within a refreshed AQ & Health Strategy.
- 3.44 Again, it is worth noting that wider Climate Change issues, and the way they integrate with the Air Quality and Health strategy is becoming more prominent within guidance and legislation such as the Environment Bill. It is clear that the Council's Air Quality strategy and future climate change policy will interlink and gain direction and valuable information from the proposed scoping exercise and the evolving air quality modelling assessment.

3.45 Appendix B sets out a draft Mission Statement identifying the Council's commitment to improving air quality and creating a greener environment. This will help to inform and develop the direction of the Air Quality and Health Strategy and associated documents related to Climate Change, Carbon Reduction etc going forward.

4. Reasons for Recommendation

4.1 Good outdoor air quality is fundamental to the health and well-being of Thurrock's population; Thurrock has a significant growth agenda and it is vital that measures are introduced to control and reduce air pollution, and improve air quality for its communities.

4.2 Approving the recommendations set out in this report will enable fundamental work to progress in terms of updating the air quality modelling assessment, reviewing and refreshing the overarching strategy and addressing the need for appropriate resource and funding for this area of work.

5. Consultation (including Overview and Scrutiny, if applicable)

5.1 A refreshed version of the Air Quality and Health Strategy will be developed so that a draft document can be submitted to the Council's consultation portal. Consultation will run for a minimum of 6 weeks, allowing local residents, business and other interested parties to comment.

5.2 The consultation document will also be promoted to local residents, interest groups and key stakeholders through established meetings and groups including the Thurrock Road User Group, Congestion Taskforce, Bus User Group and Freight Management meetings.

6. Impact on corporate policies, priorities, performance and community impact

6.1 The Air Quality and Health Strategy and the associated modelling work will have an impact upon all communities within Thurrock. Identifying and addressing causes of poor air quality is vital to making Thurrock a place where people of all ages can work, play, live and stay in a clean environment that everyone has reason to take pride in.

7. Implications

7.1 Financial

Implications verified by: **Jonathan Wilson**
Assistant Director - Finance

An operational and staffing budget is likely to be required to deliver the revised Air Quality Strategy however the level of budget necessary will be

dependent upon the findings of the initial modelling assessment. The cost of the modelling assessment is to be met from existing budgets

Additional and alternative sources of funding, including Environment Act funds and Air Quality Grants will also be explored.

7.2 **Legal**

Implications verified by: **Tim Hallam**
Acting Head of Law, Assistant Director of Law and Governance and Monitoring Officer

Under Part IV Environment Act 1995 local authorities are required, from time to time, to carry out a review of air quality in their area and assess whether air quality standards and objectives are being or are likely to be achieved within the relevant period. The aim of the review is to make sure that national air quality objectives will be achieved throughout the UK by the relevant deadlines. If those standards and objectives are not being met or aren't likely to be achieved within the relevant period in a particular area, then local authorities must designate an air quality management area (AQMA) for that area. They must then prepare an action plan for that area including time periods for the implementation of measures in the plan. The local authority may, from time to time, revise an action plan. They may also revoke an AQMA. Legal Services will be able to advise on any direct legal implications arising from this report.

7.3 **Diversity and Equality**

Implications verified by: **Rebecca Price**
Team Manager - Community Development and Equalities

An Equality Impact Assessment will be undertaken for the refreshed Air Quality and Health Strategy to identify interventions that will support improved air quality in the Borough.

The assessment will focus on key groups and locations across the borough to identify if this work has any adverse impact upon them and the mitigation measures that should be considered and applied, taking account of legislative considerations such as the Equality Act.

7.4 **Other** implications (where significant) – i.e. Staff, Health, Sustainability, Crime and Disorder)

None.

8. Background papers used in preparing the report (including their location on the Council's website or identification whether any are exempt or protected by copyright):

- Modelling Assessment Consultant Brief
- Air Quality and Health Strategy 2016
- Clean Air Strategy 2019
- Public Health England 'Review of Outdoor Activity'

9. Appendices to the report

- Appendix A - AQMA Location Plan
- Appendix B – Portfolio Holder Mission Statement

Report Author:

Mat Kiely

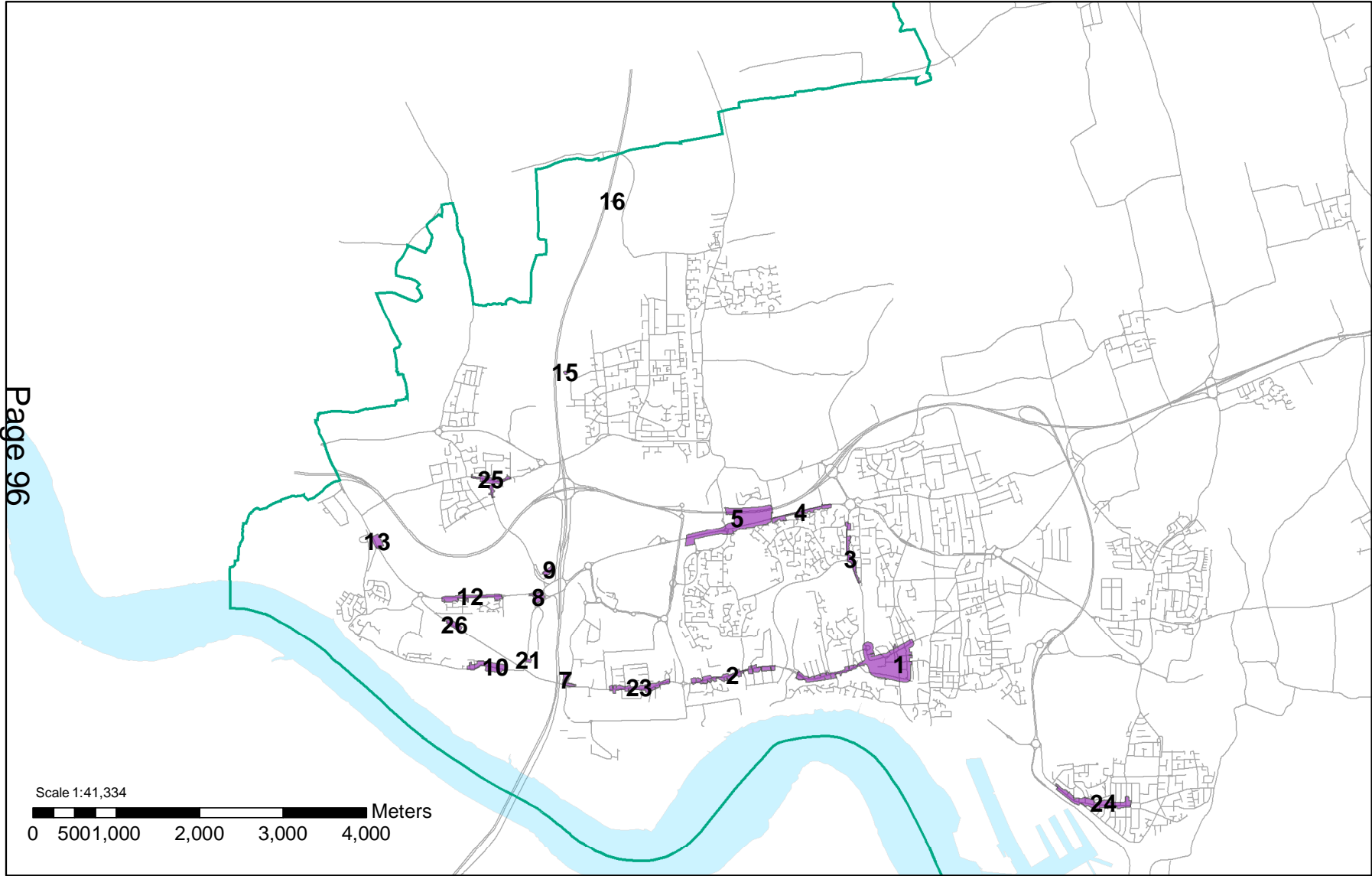
Transportation Services Strategic Lead

Transport Development

Thurrock AQMA Summary & Pollutant Declarations

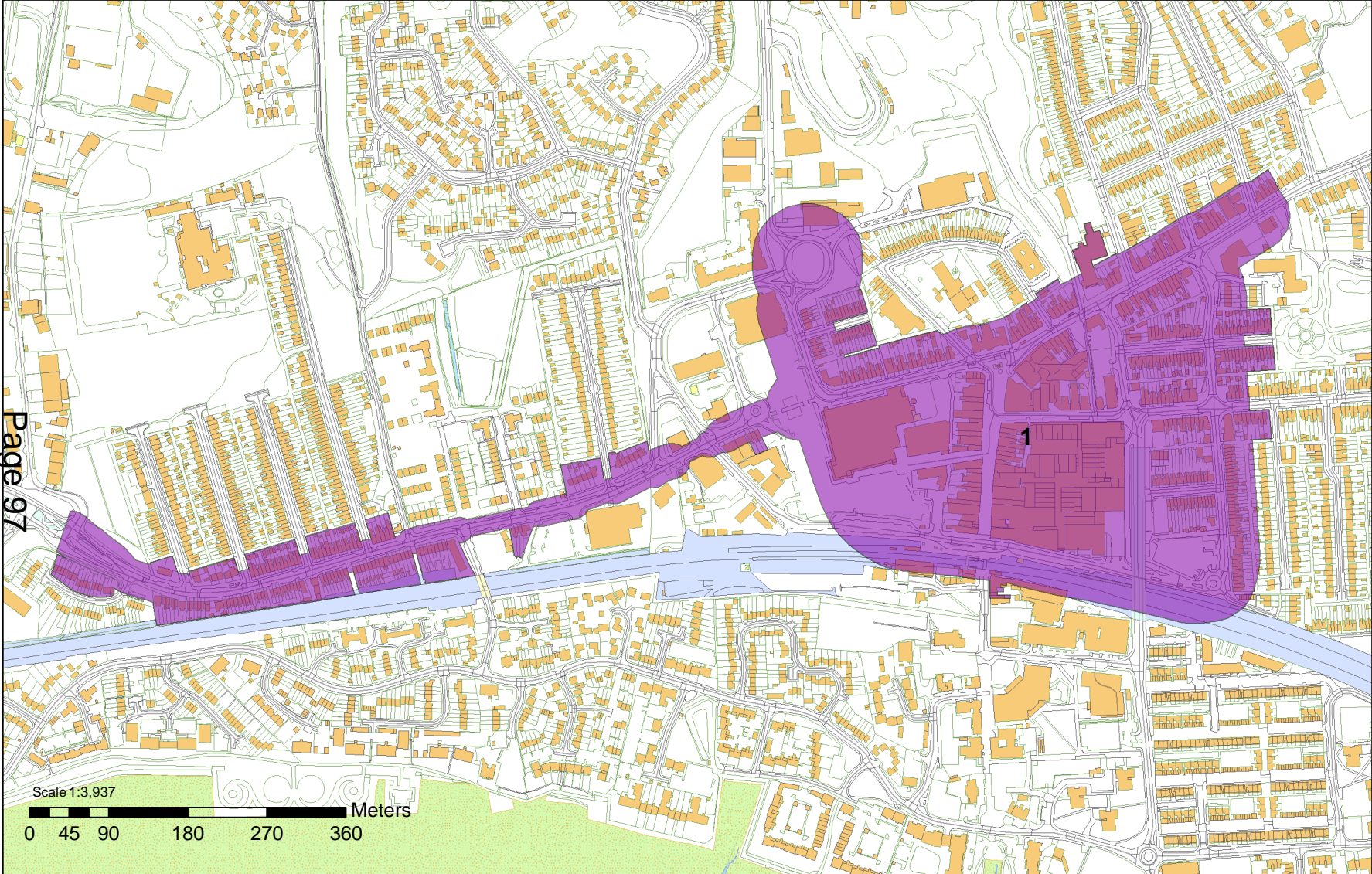
AQMA No.	Pollutant	Description of Air Quality Management Area
1	NO ₂	Grays town centre and London Road Grays
2	NO ₂	London Road South Stifford and adjoining roads
3	NO ₂	East side of Hogg Lane and Elizabeth Road
4	NO ₂	West of Chafford Hundred Visitor Centre
5	NO ₂ and PM10	Warren Terrace, A13 and A1306
7	NO ₂ and PM10	Hotels next to M25
8	NO ₂ and PM10	Hotel next to Junction 31 of the M25
9	NO ₂	Hotel next to Junction 31 of the M25
10	NO ₂ and PM10	London Road Purfleet near to Jarrah Cottages
12	NO ₂	Watts Wood estate next to A1306
13	NO ₂	London Road Aveley next to A1306
15	NO ₂	Near to M25 on edge of Irvine Gardens, South Ockendon
16	NO ₂	Next to M25 off Dennis Road
21	NO ₂	Hotel on Stonehouse Lane
23	NO ₂	London Road West Thurrock
24	NO ₂	Tilbury Calcutta Road, Dock Road & St Chads Road
25	NO ₂	Aveley High Street & Ship Lane
26	NO ₂	Purfleet By-pass

Thurrock AQMA's (Overview of all 18 AQMA's)



Page 96

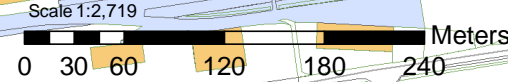
AQMA 1: Grays, Town Centre & London Road Grays



AQMA 2: Grays, South Stifford, London Road



Page 98

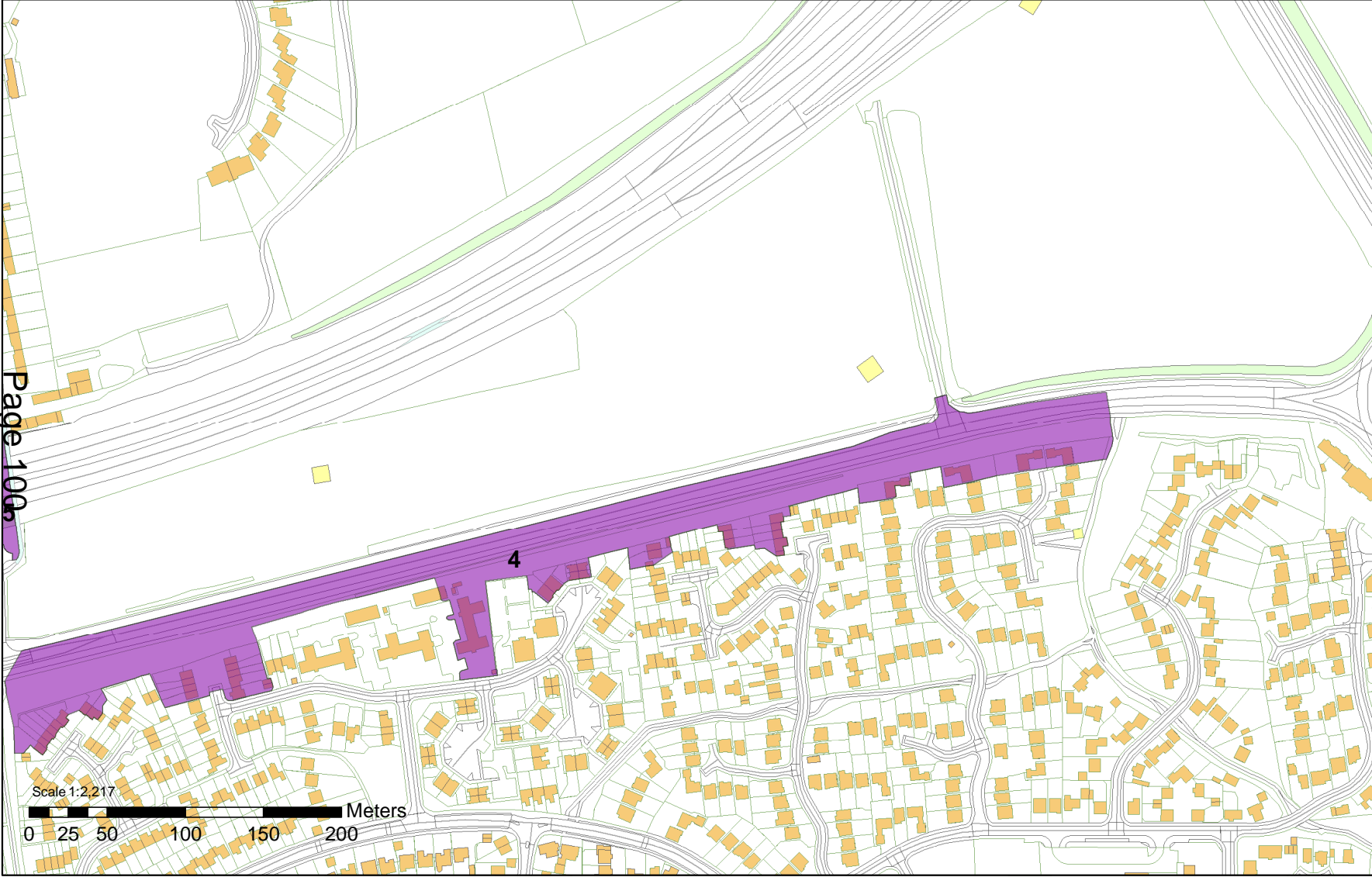


AQMA 3: Grays, Chafford Hundred, Elizabeth Road & Hogg Lane (A1012)



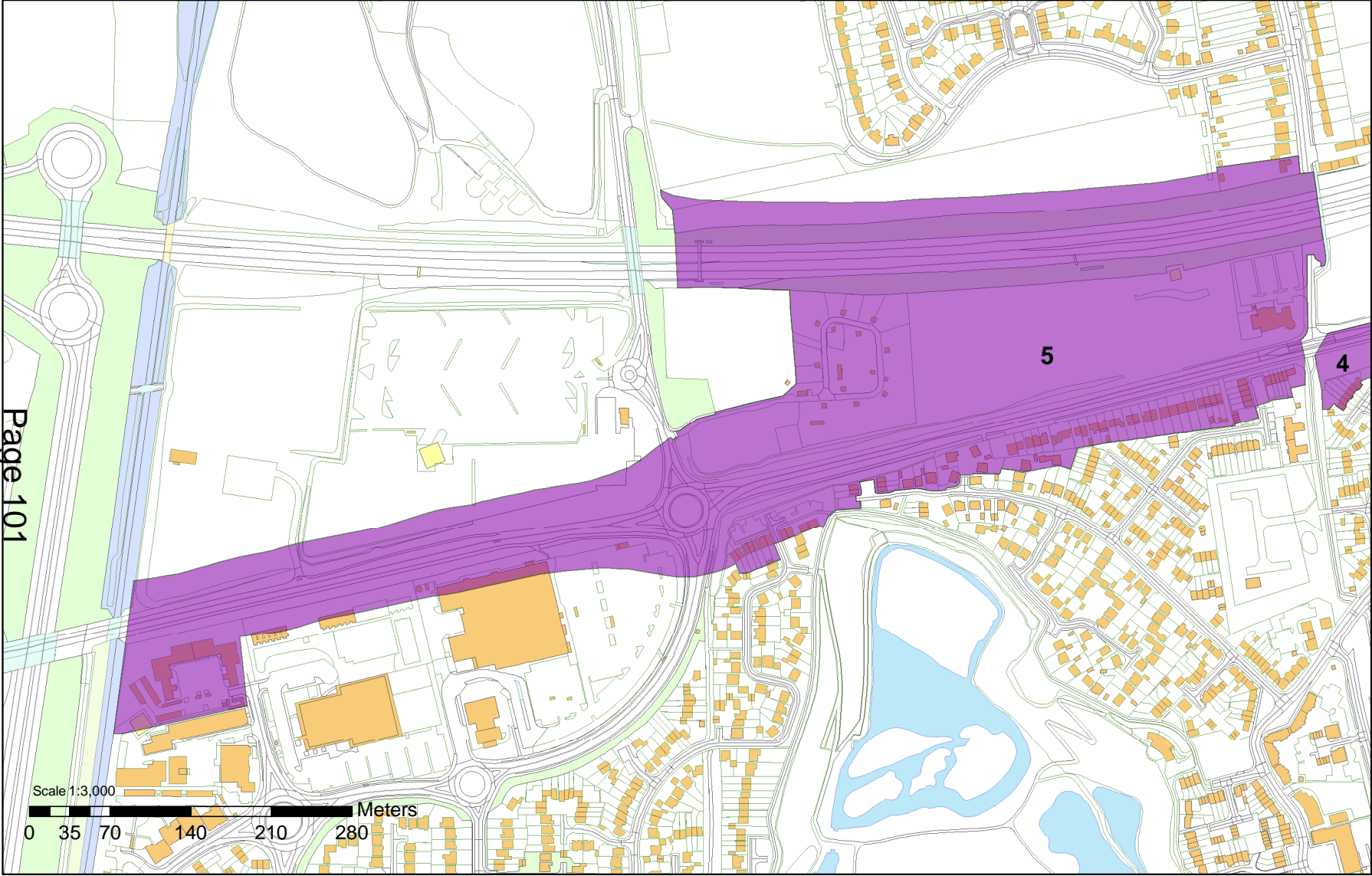
Page 99

AQMA 4: Grays, Chafford Hundred, North Stifford, (A1306)

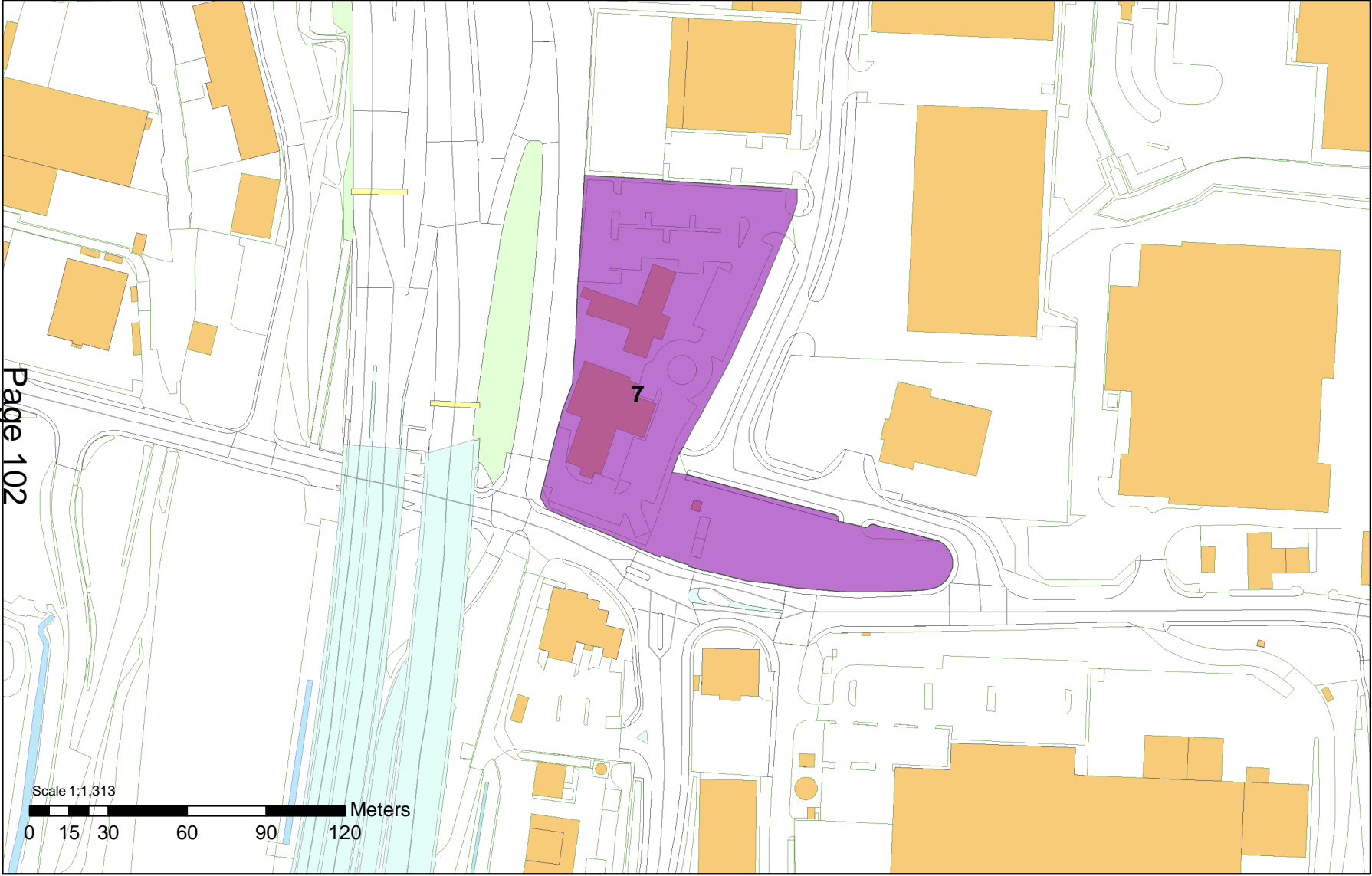


Page 100

AQMA 5: Grays, Chafford Hundred, North Stifford, Pilgrims Lane Roundabout, (A1306)

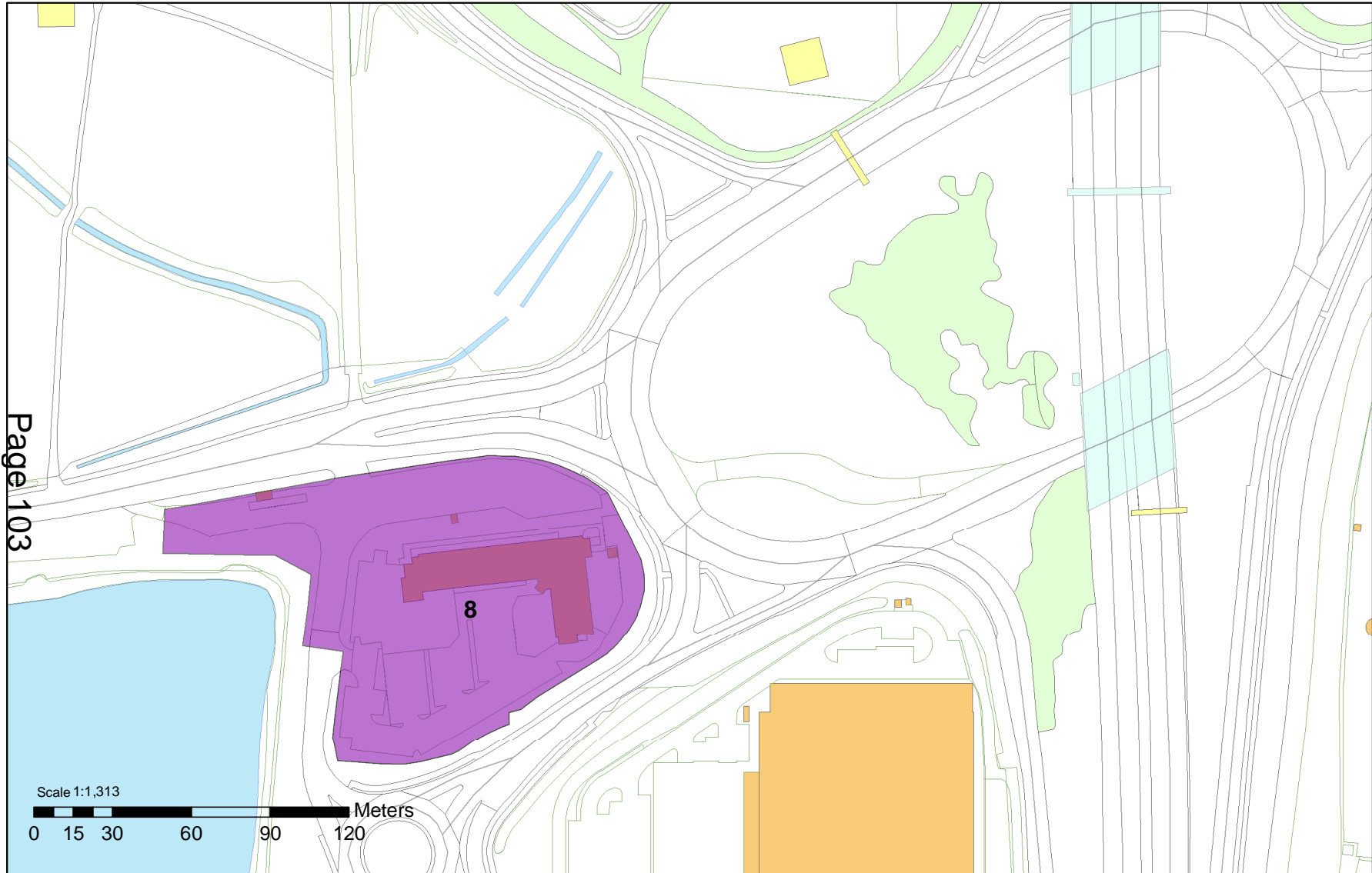


AQMA 7: West Thurrock, IBIS Hotel (A282 [M25])

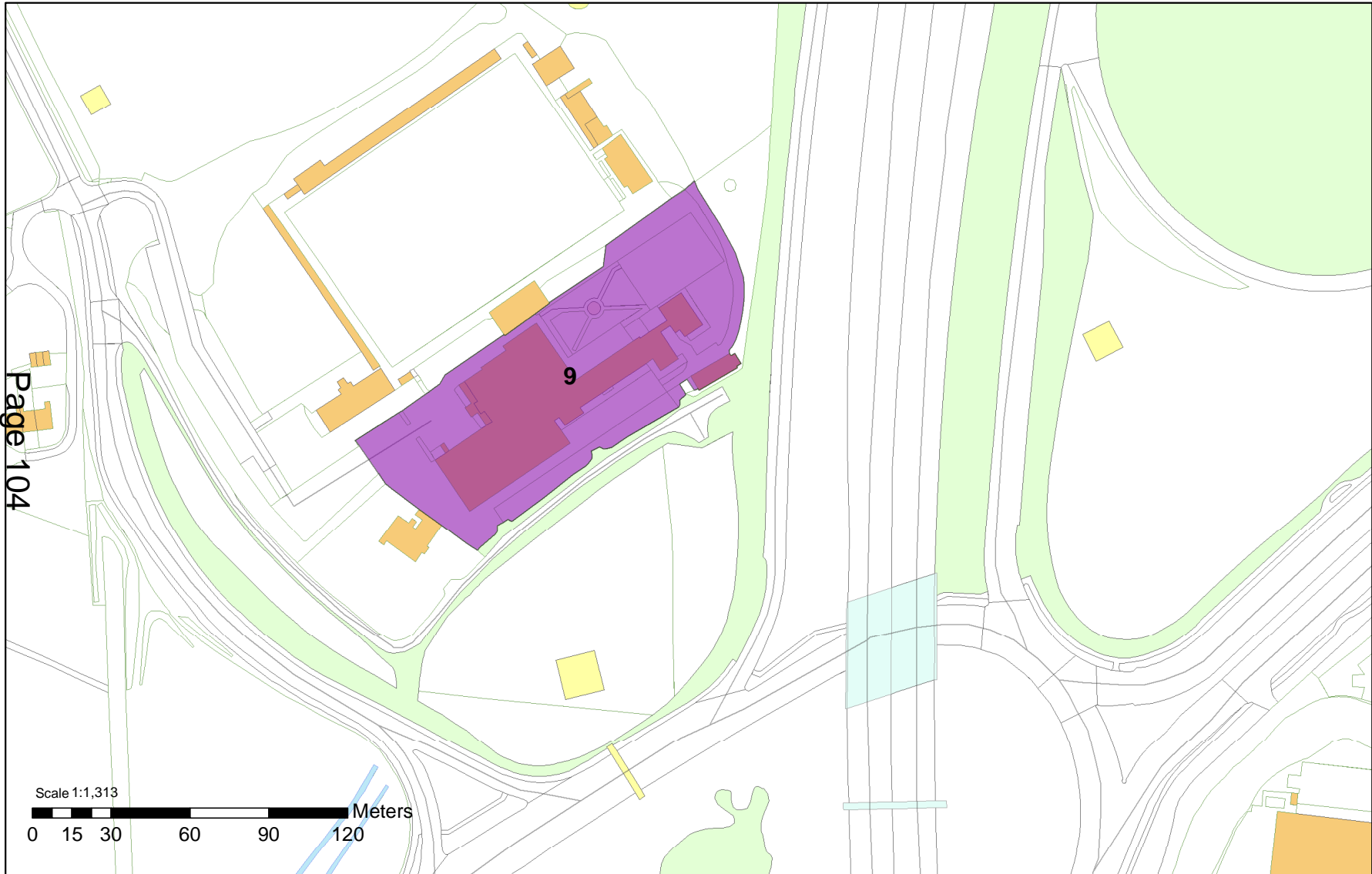


Page 102

AQMA 8: West Thurrock, Premier Inn Hotel, (Jct 31 of M25)



AQMA 9: West Thurrock, The Thurrock Hotel (Jct 31 of M25)



Page 104

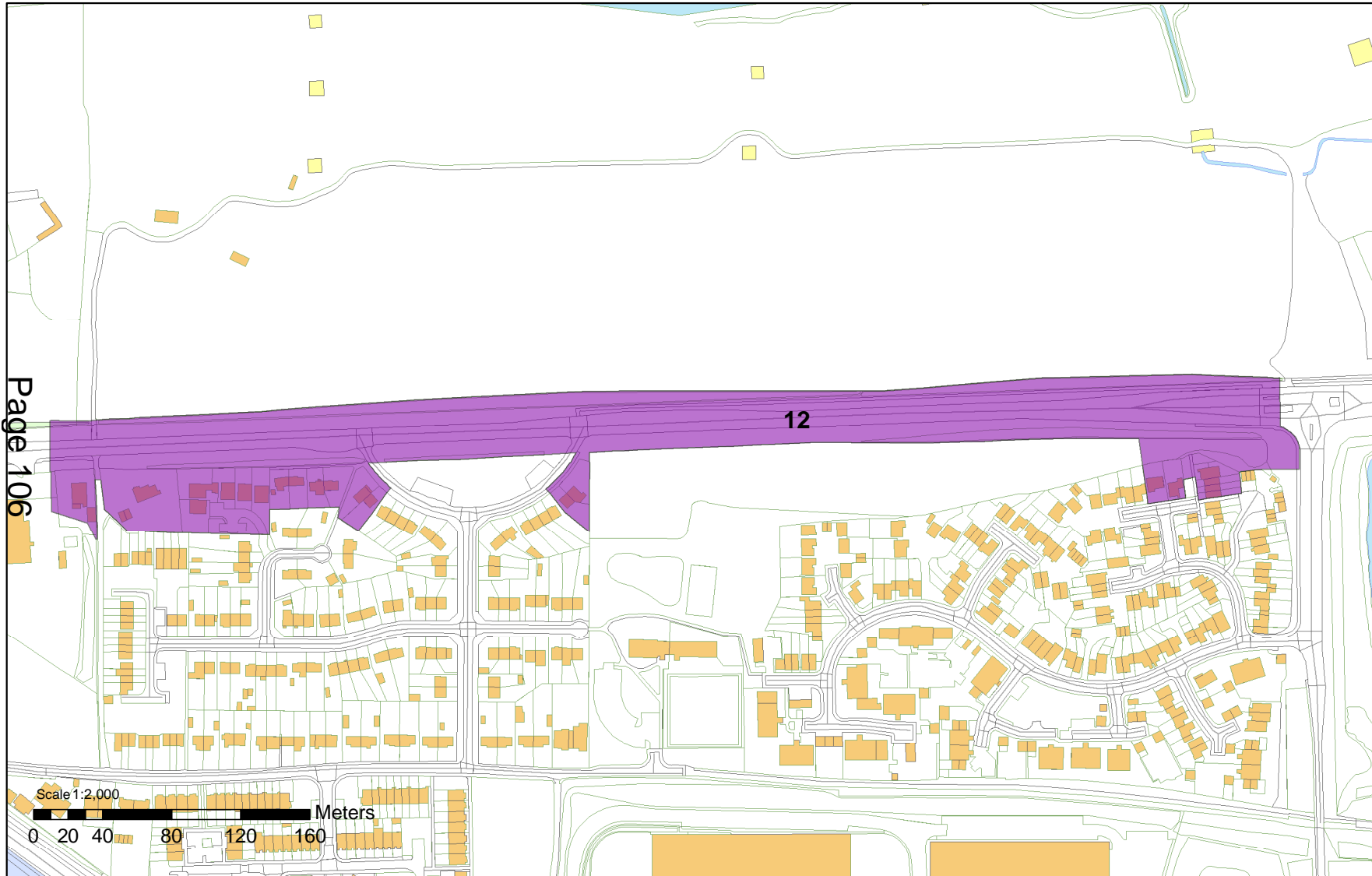
Scale 1:1,313
0 15 30 60 90 120 Meters

AQMA 10: Purfleet, London Road Purfleet & Jarrah Cottages



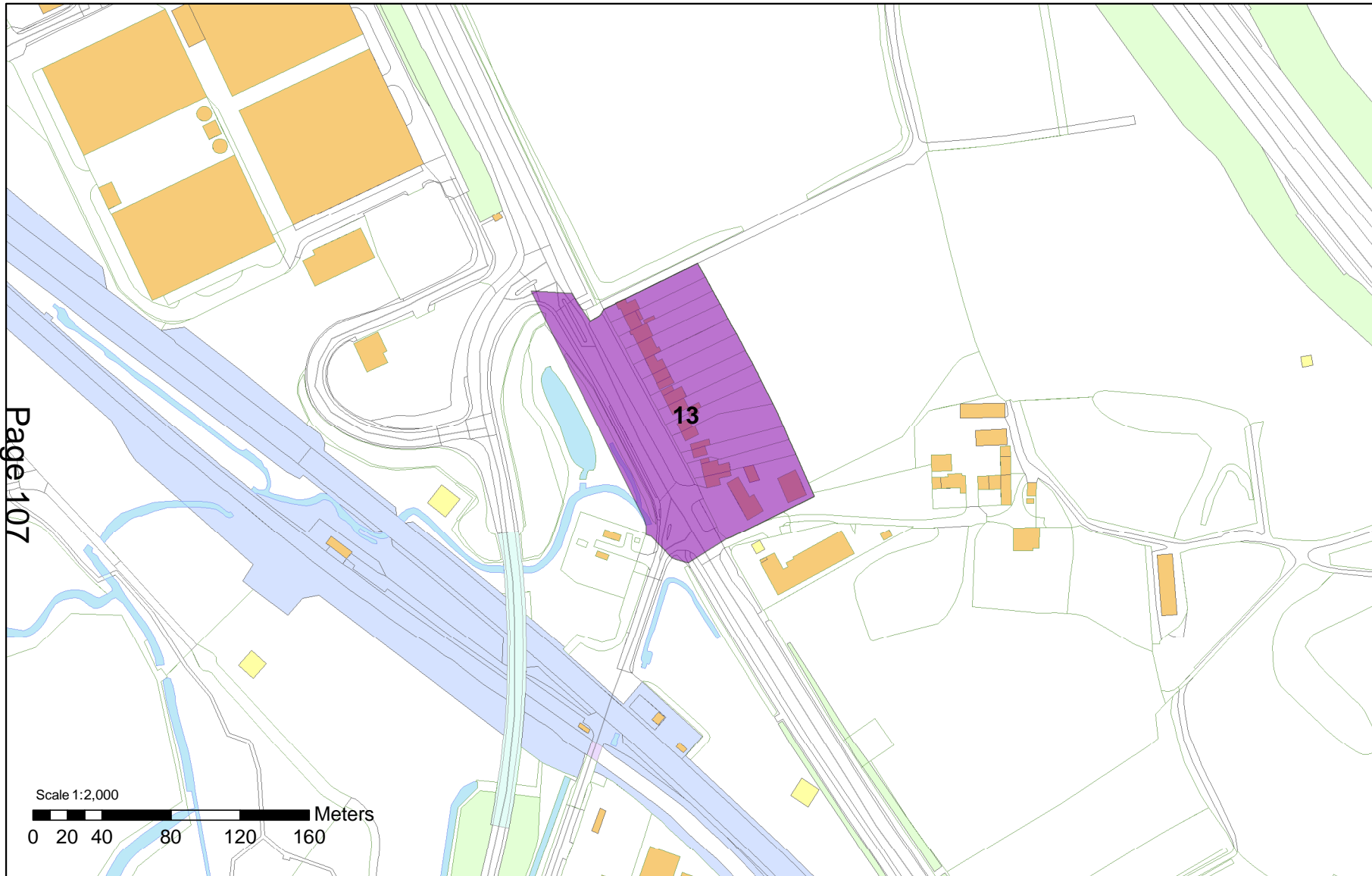
Page 105

AQMA 12: Purfleet / West Thurrock, Watts Crescent (A1306)



Page 106

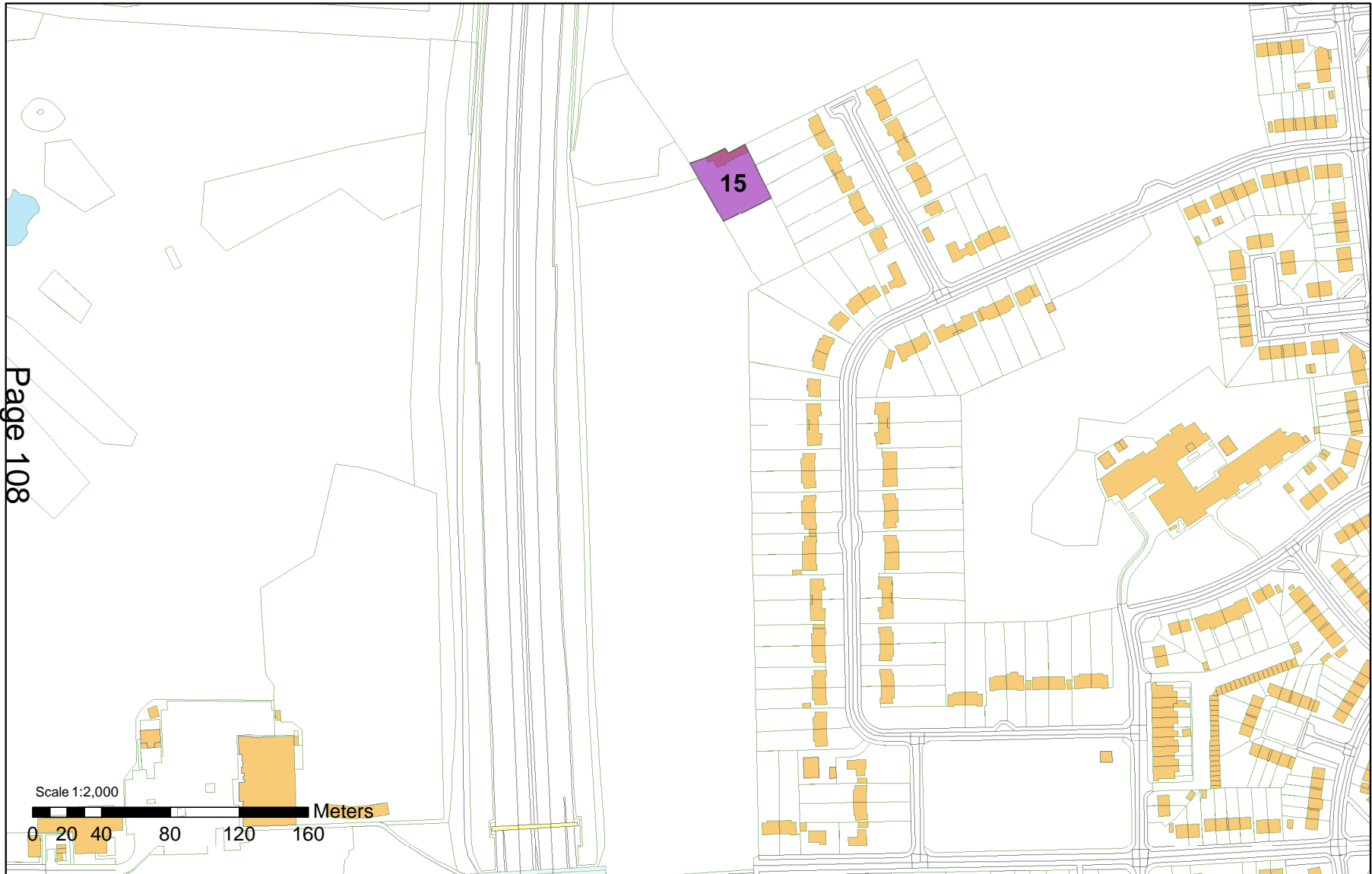
AQMA 13: Purfleet / Aveley, London Road Arterial Road (A1306)



Page 107

Scale 1:2,000
0 20 40 80 120 160 Meters

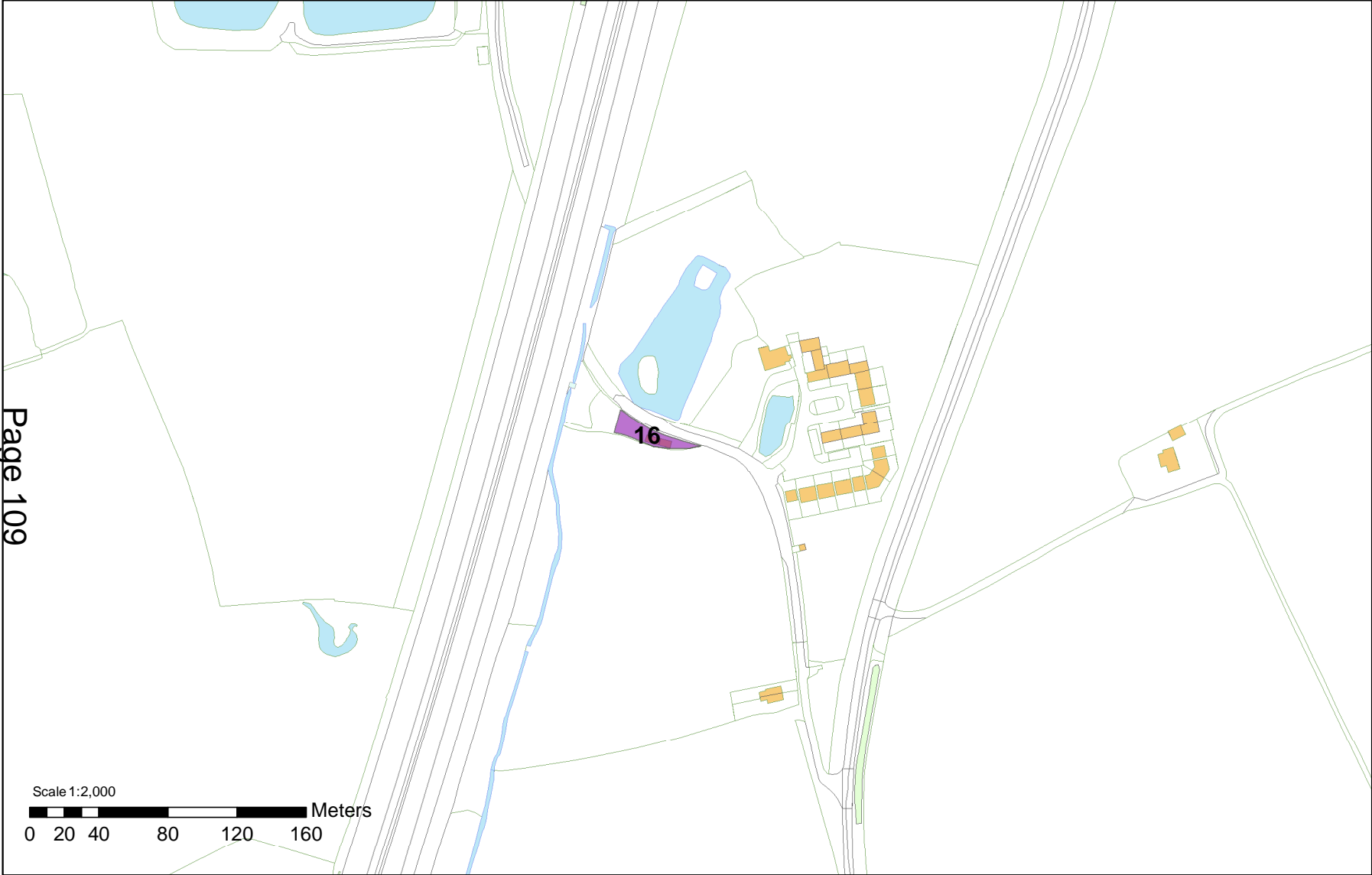
AQMA 15: South Ockendon, Gatehope Drive



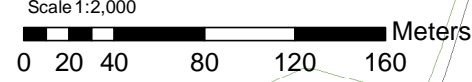
Page 108

Scale 1:2,000
0 20 40 80 120 160 Meters

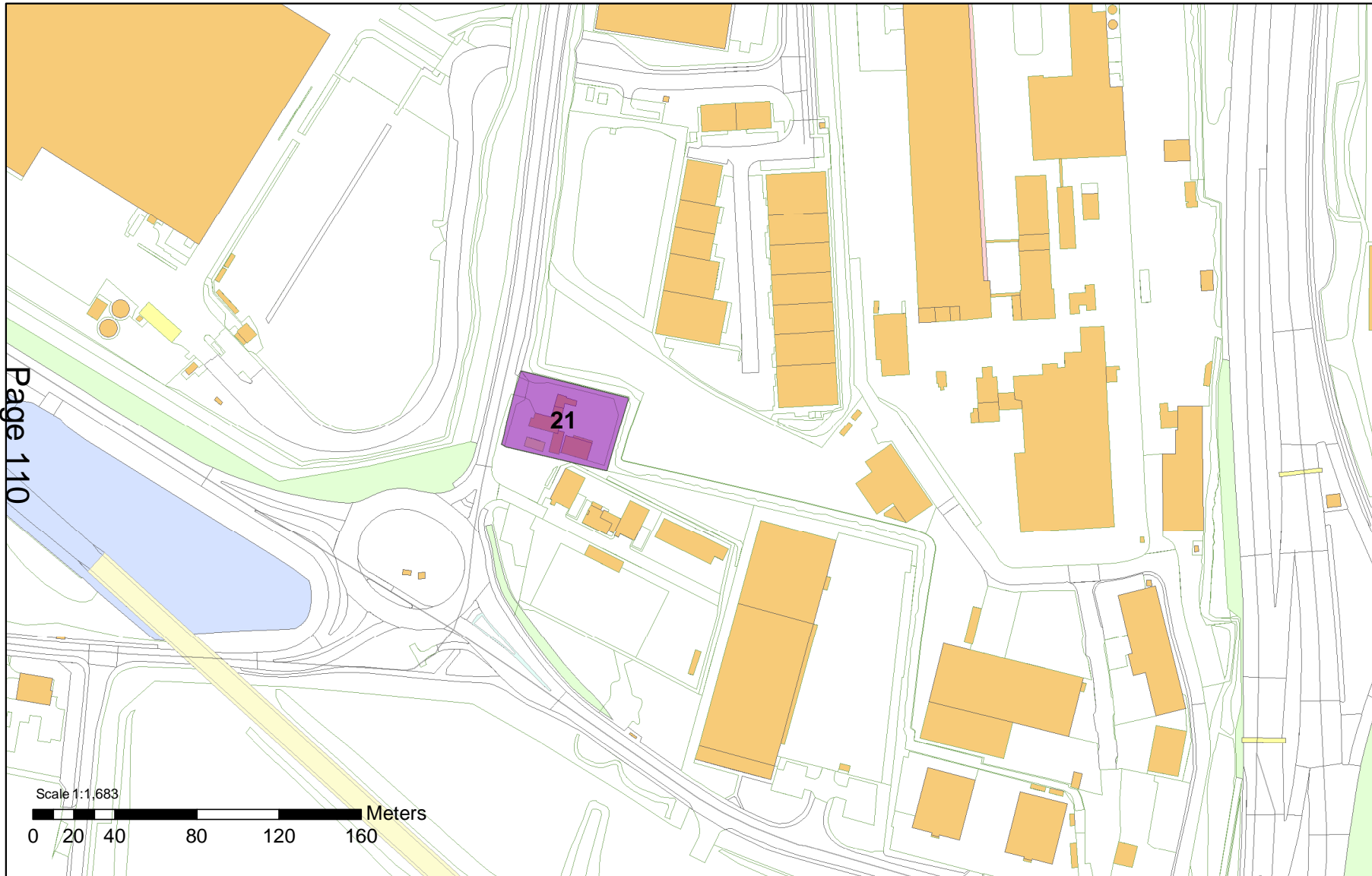
AQMA 16: North Ockendon, Kemps Cottage



Page 109



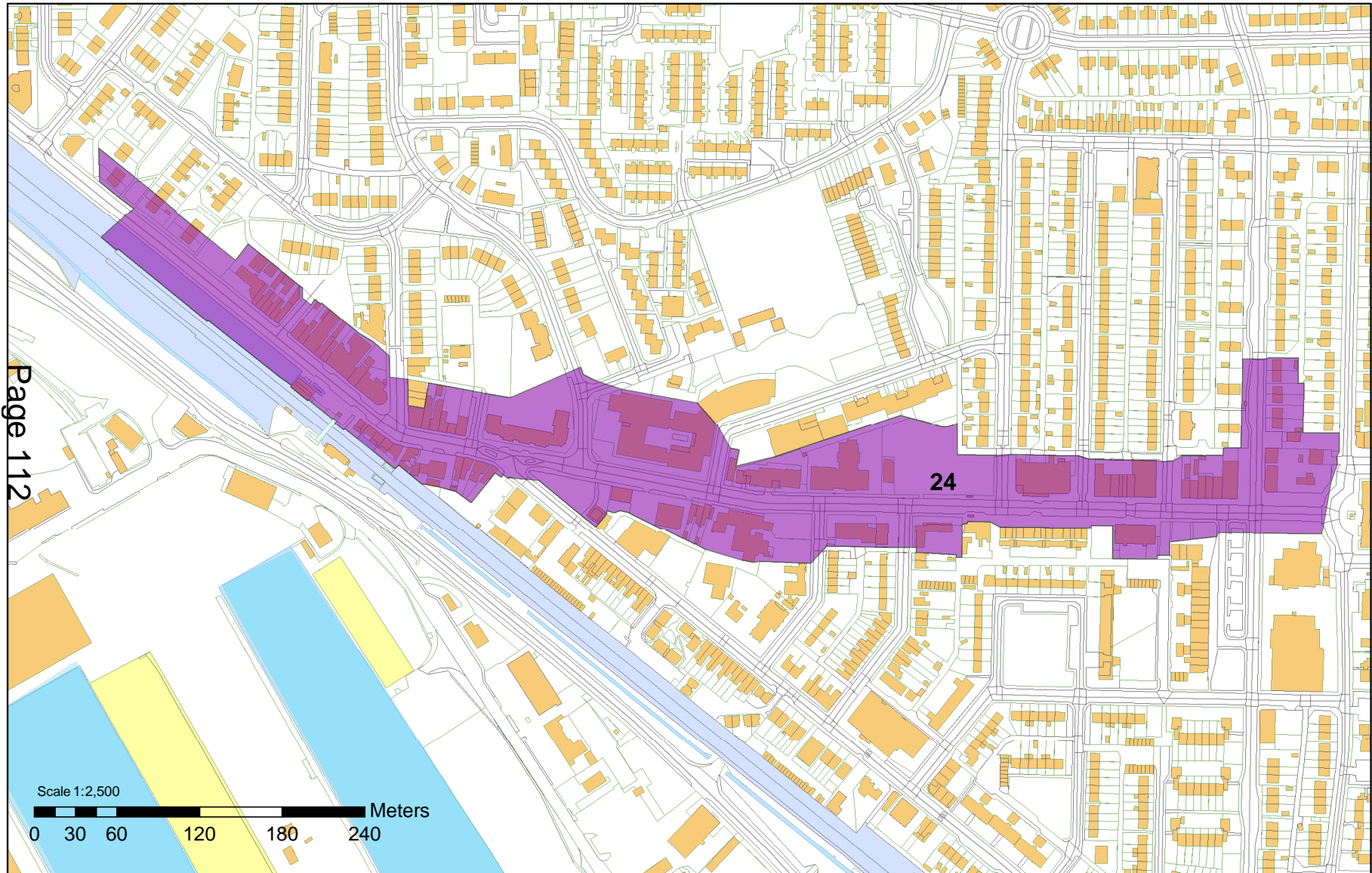
AQMA 21: West Thurrock, Stonehouse Lane



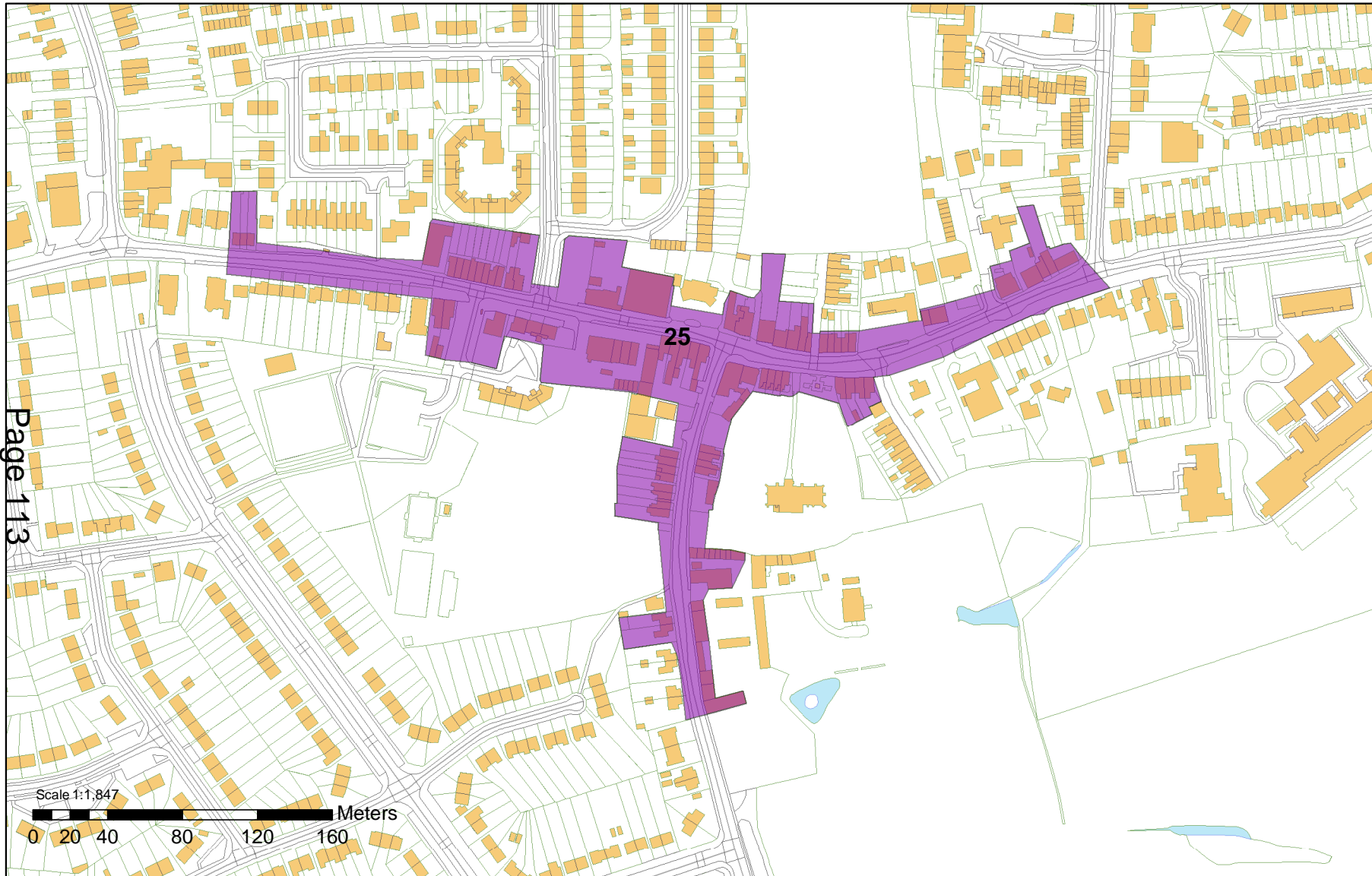
AQMA 23: West Thurrock, London Road



AQMA 24: Tilbury, Dock Road & Calcutta Road

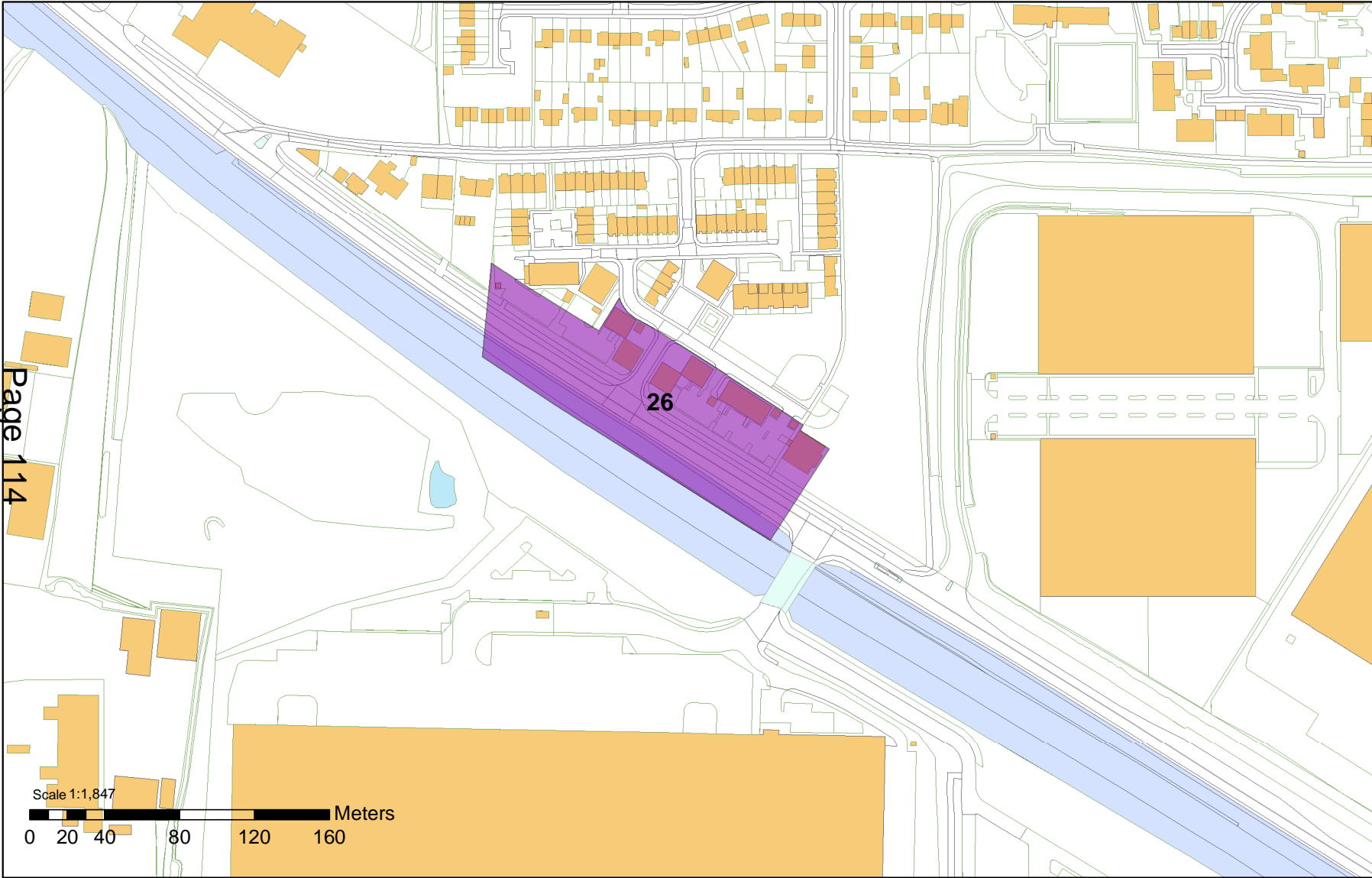


AQMA 25: Aveley, Aveley High Street & Ship Lane



Page 113

AQMA 26: Purfleet, Purfleet By-Pass



Portfolio Holder Mission Statement

Thurrock Council is committed to improving Air Quality, creating a healthier and greener environment for its residents and business, ensuring that it is tackling Climate Change seriously and providing new opportunities for residents and businesses.

Thurrock Council, will continue to work with residents, health partners and businesses to ensure that, following the Air Modelling assessment, a series of new encompassing strategies which will transform Thurrock's clean air and green agenda, will be put forward for the end of 2020. Each new strategy will ensure the Council delivers on:

- o Improving Air Quality in line with data modelling results and increased collaboration with external partners
- o Create a healthier outcome which can be modelled with health partners and tested to ensure not only is it improving air quality but providing healthier outcomes
- o Be a part of the overall greener agenda
- o Work in tangent with the Local Plan
- o Work in tangent with planning and Thurrock developments

Within the period of modelling, the Council and its internal departments will continue to work on delivering clean air strategies which can be carried out now and will encompass the core principles of new strategies.

The Council, working with the relevant Portfolio Holder and Corporate Overview and Scrutiny Chair will create new KPIs for the 2021/2022 financial year to accompany Air Quality improvements.

This page is intentionally left blank

6 February 2020	ITEM: 8
Cleaner, Greener and Safer Overview and Scrutiny Committee	
Recycling for Communal Buildings	
Wards and communities affected: All	Key Decision: Non Key
Report of: Lynn Aben – Recycling Project Officer	
Accountable Assistant Director: Daren Spring – Assistant Director for Street Scene and Leisure	
Accountable Director: Julie Rogers - Director Environment and Highways	
This report is Public	

Executive Summary

Thurrock Borough Council has a legal and moral obligation to increase recycling rates in order to mitigate waste related environmental problems, and has committed itself to reaching this goal.

At present, a considerable number of Thurrock’s communal buildings lack the facilities to recycle. Encouraging residents of communal buildings to recycle has proven to be a challenge for many local authorities, both nationally and internationally, as recycling contributions from these properties are generally lower than other households. Thurrock’s residents recycle approximately 37% of their waste and the introduction of increased recycling opportunities in communal buildings could have a considerable effect on the overall recycling rate.

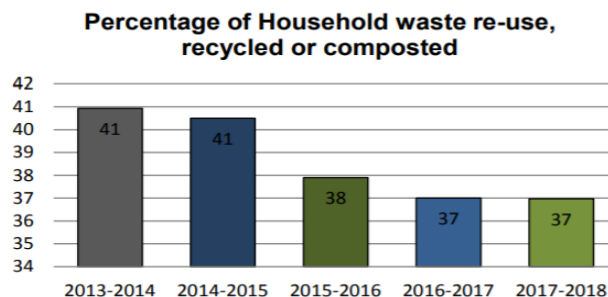
This report provides an update on activities in relation to recycling in communal buildings, including an overview of a recycling pilot which was undertaken at two locations in the borough and an outline of future activities scheduled to take place.

1. Recommendation(s)

- 1.1 It is recommended that the Cleaner, Greener and Safer Overview and Scrutiny Committee review the report for information and comment.**
- 1.2 It is recommended that the Cleaner, Greener and Safer Overview and Scrutiny Committee support and propose to Cabinet the roll out of recycling in all communal buildings in Thurrock.**

2. Introduction and Background

- 2.1 This is an update report following the ‘Recycling Service Report’ presented to the Cleaner, Greener and Safer Overview and Scrutiny Committee in February 2019. The current report highlights key activities that have been undertaken with regard to introducing recycling in communal buildings, including background information covering why this was undertaken and future plans.
- 2.2 In order to reduce waste related environmental problems and to mitigate climate change, the UK government has published its 25 Year Environment Plan, in which it pledges to “leave the environment in a better condition for the next generation” (Resource and Waste Strategy, 2018). Improving recycling rates is an important part of this pledge: through recycling, we can ensure that we preserve the earth’s natural and finite resources by reusing resources which have already been extracted from our environment. The European Union (EU) has therefore set a recycling target of 50% for 2020, which means that by 2020, every EU member state needs to recycle at least 50% of its waste. This target is set to be increased to 65% in 2030. In line with the EU’s ambitious plan, Thurrock Borough Council has a legal obligation to act in accordance with these plans and has therefore committed to increasing recycling rates, in the interest of our planet and generations to come.
- 2.3 Thurrock’s current recycling rate is approximately 37%, and has seen a decline over the last five years (see graph below). This is lower than the 2020 target and the average recycling rate in England, which is currently approximately 45%. Cost of recyclable waste disposal is considerably lower than the disposal costs of residual waste. An increase in recycling would therefore not only benefit the environment, but would also realise financial benefits for Thurrock Council and its residents.



- 2.4 As part of the Council’s commitment to increasing its recycling rates, it is recommended that a new recycling scheme is introduced to all communal buildings in the borough. Recycling rates in communal buildings are often low, and at present most communal buildings in Thurrock do not have recycling facilities in place, due to recycling bins in the past being continually contaminated. For this reason, introducing recycling in communal buildings would potentially have a substantial effect on Thurrock’s recycling rate.

2.5 Other UK boroughs who have committed themselves to increasing recycling in communal buildings have relied heavily on education and communication in their efforts to engage residents. Hackney Council, for instance, has trialled several schemes which all included education of residents through the provision of recycling guides, information on recycling euro bins, and signs. This approach has proven to be very effective and has served as guidance in the design phase of the pilot scheme for Thurrock.

3. Pilot

3.1 After extensive literature research, two versions of a newly designed recycling scheme were trialled at two sites: The Echoes (Grays) and Worthing Close (Grays). Residents of these sites had in the past expressed an interest in recycling. Both sites are of similar size, and have similar characteristics. The pilot went live on 28 August 2019.

3.2 Bin stores at both sites were carefully assessed prior to the pilot in order to determine which arrangements should be made to ensure the scheme would be as effective as possible. At each of the two sites, 1100L reverse lid recycling bins with restrictions were installed. Information on the front of the recycling bin ensured that residents were reminded of what can and cannot be recycled. Signs behind recycling and residual waste bins reinforced this information and showed residents how to handle bulky waste. External signs on the outside of the bin stores showed residents whether the bin store was a 'recycling and rubbish store' or one of each (**see Appendix 1**).

3.3 Residents were involved early in the process and received an introductory letter approximately one month before the scheduled launch of the pilot, with a follow up 'recycling welcome pack' several days before the launch (**see Appendix 2**). The welcome pack included a second introduction letter, a recycling guide, a fridge magnet, and two rolls of single use recycling sacks (Worthing Close) or a reusable recycling bag (The Echoes). Guides were designed keeping in mind the fact that some residents may not read or speak English. Graphics were used as much as possible in order to minimise this potential barrier.

4. Project evaluation and next steps

4.1 For two months, both sites were closely monitored in order to determine whether the proposed arrangements were functioning as intended and whether residents were recycling as a result of these arrangements. Results show that recycling bins are used effectively, with very low levels of contamination. Contamination levels were slightly higher at Worthing Close, with plastic carrier bags being the most common type of contamination. This might have been caused by the fact that plastic carrier bags are in close resemblance with the single use recycling sacks (as opposed to the reusable bags), making residents more likely to resort to plastic carrier bags as an alternative for the single use recycling sacks.

- 4.2 Initial resident feedback from one-to-one interviews and online surveys shows that residents of both pilot sites rate the user friendliness of their pilot scheme as high, and communications as effective. Overall, residents are pleased with the new arrangements. Although response rates for the online survey were relatively low, results show that residents of The Echoes are generally more positive about their reusable bag than residents of Worthing Close about their single use bags.
- 4.3 Moving forward, it is recommended that a reusable bag (as opposed to single use bags) is provided to residents as part of the scheme. The councils own Housing properties will be the first to be targeted during roll out. The approach for roll out is location based, starting in West Thurrock and Grays area, and moving to the East of the Borough. During this first phase, any communal buildings that have previously requested recycling will be included. Phase 1 of the project will also be utilised to establish engagement and buy in from landlords and managing agents of private properties. The second phase of the roll out will target private properties, again with the same location based approach.
- 4.4 A similar pilot project undertaken in 12 London flats in 2018 showed that recycling rates at targeted buildings increased by 26%, whereas contamination levels dropped by 24%. In Thurrock, there are approximately 360 communal buildings across the borough, of which very few have recycling bins. Based on the take-up and reduced contamination during the pilot, we anticipate an estimated 3% increase in overall recycling rate as well as a reduction in contamination. By educating residents through targeted messaging and through the use of signs and guides, awareness of the environmental impact of our waste can be created, causing residents to become more motivated to recycle and increase recycling behaviours and leading to a further overall increase in recycling rates.
- 4.5 To ensure success and to obtain managing agents buy-in, cost of infrastructure (i.e. signage, recycling Eurobins and welcome packs) were covered for both pilot sites. Moving forward, managing agents could be asked to support by covering the cost of recycling bins, which would significantly reduce the cost of roll out, but may influence decisions for participation and potentially lead to an inconsistent service provision across the borough. If we were to provide new bin provision for recycling, we would require a commitment from managing agents to maintain the same standard and type of reverse lid bins. This would be included in the new Waste Strategy and form part of our policy going forward, with recycling collections only taking place from reverse lid recycling bins as used in the pilot.
- 4.6 A capital bid has been submitted to support future roll out across the borough over a period of twelve to eighteen months. It is anticipated that, with cooperation from managing agents and negotiations on bin price, the project can be completed at a lower cost. **The estimated cost of materials for**

implementation of the new recycling signage and bins for a 40 household site is £1,600.

- 4.7 The Cross Party Waste Management Group, who have committed to providing a vision statement for Thurrocks new waste strategy, with a clear focus on increasing recycling rates, are supportive of the pilot and its findings and recommend the graphic materials used for the pilot are also used for other domestic households.

5. Summary

- 5.1 Following a two-month pilot, the recycling programme has demonstrated success; the success rate was based on the degree of contamination, participation levels and feedback from both residents and collection crews. It is recommended that this be rolled out to other communal buildings in the borough, coupled with continuous efforts to educate residents through social media messaging, recycling talks and other educational activities. These efforts will contribute to reaching the goals for local authorities as outlined in the 'National Resources and Waste Strategy' written by the UK Government. Within this strategy, the Government sets out the importance of increasing recycling rates, particularly in communal buildings, where often recycling rates are lower than average. At the same time, all residents should be able to recycle and have the same opportunities to do so wherever possible.

6. Consultation

- 6.1 An online feedback survey has been shared with all residents of both pilot sites. This survey aimed to find out what the strengths of the programme were, and what could or should be done differently when the programme is rolled out to other communal buildings in the borough. Additionally, one-to-one interviews with residents and managing agents were held in order to find out more about their experiences. The main goal of the survey was to determine whether single use or re-usable bags are most likely to encourage and support recycling.
- 6.2 Ward members were consulted during the design phase and prior to the launch of the pilot.
- 6.3 Residents were generally positive about the scheme: bins were easy to use, signs and recycling guides helped the residents to know what could be recycled, and bags were seen as a helpful tool that encouraged residents to recycle. One resident requested the reusable bags be slightly bigger as she is a keen recycler and it would allow her to store more recyclables in her kitchen. The reusable bag furthermore seemed to encourage residents to rinse their recyclables.
- 6.4 Based on resident feedback and the average level of contamination during the two month pilot period, it is recommended that the scheme be rolled out with the provision of reusable recycling bags (as used at The Echoes), along with

communication strategies (i.e. signage, bins and recycling guides) as used at both pilot locations.

7. Impact on corporate policies, priorities, performance and community impact

7.1 The implications of the recommendations in this report may require a review of local policies and procedures. This will be covered by the refreshed waste strategy, which will be recommended by the Waste Management Working Group in 2020.

8. Implications

8.1 Financial

Implications verified by: **Rosie Hurst**
Interim Senior Management Accountant

The introduction of recycling in communal buildings has an initial capital cost which is subject to approval. This investment if approved will be mitigated by a reduction in waste disposal costs in future years.

8.2 Legal

Implications verified by: **Tim Hallam**
Acting Monitoring Officer

There are no direct legal implications arising from this report.

8.3 Diversity and Equality

Implications verified by: **Becky Price**
Community Development and Equalities Manager

Following a two-month pilot, the recycling programme has been shown to be successful with no specific equality and diversity implications noted through this initial project. If this project is rolled out as a borough-wide programme, it is acknowledged that members of the community who do not speak English may be limited in their understanding of what they can or cannot recycle owing to the nature of the supporting campaign that will be primarily literature based. This implication has been considered and recycling communications will be picture based wherever possible.

8.4 Other implications (where significant) – i.e. Staff, Health, Sustainability, Crime and Disorder, or Impact on Looked After Children)

We have considered implications for any crime or anti-social behaviour.

9. Background papers used in preparing the report

- The Resources and Waste Strategy for England, December 2018.
<https://www.gov.uk/government/publications/resources-and-waste-strategy-for-england>
- Recycling in Real Life: Ethnographic Research with Residents of Purpose-built Flats in London. Resource London, April 2018.
<https://resourcelondon.org/wp-content/uploads/2019/02/Recycling-in-reality-report.pdf>
- Increasing Recycling in Urban Areas. WRAP, June 2018.
<http://www.wrap.org.uk/sites/files/wrap/RCY104%20Urban%20Project%20Report%20FINAL.pdf>
- Recycling in Urban Areas: Case Studies. WRAP, October 2016.
<http://www.wrap.org.uk/sites/files/wrap/RCY104%20Urban%20Project%20Case%20Studies%20FINAL.pdf>

10. Appendices to the report

Appendix 1 – Pictures of pilot sites after implementation

Appendix 2 – Pictures of ‘recycling welcome pack’

Appendix 3 – Pictures of recycling bin content week 2 and week 8

Report Author:

Lynn Aben

Recycling Project Officer



Environment and Highways

This page is intentionally left blank

Appendix 1



Appendix 2



Appendix 3



This page is intentionally left blank

**Cleaner Greener and Safer Overview & Scrutiny Committee
Work Programme
2019/2020**

Dates of Meetings: 4 July 2019, 3 October 2019, 5 December 2019, 6 February 2020

Topic	Lead Officer	Requested by Officer/Member
4 July 2019		
Community Safety Partnership Report on Prevent	Michelle Cunningham	Officers
Waste Strategy for Thurrock	Julie Rogers / Daren Spring	Officers
Tree Planting Strategy - Update Report	Vince Taylor	Officers
Thurrock Active Parks Programme Update	Jahur Ali	Officers
Environment Enforcement Update	Phil Carver	Officers
3 October 2019		
Thurrock Community Safety Partnership Updated	Michelle Cunningham	Officers
Linford Household Waste and Recycling Centre – Site Redevelopment update	Daren Spring	Officers
Park Improvement Programme Update	Jahur Ali	Officers
Verbal Update: Bin Collection Key Performance Indicator	Julie Rogers	Members
CCTV Public Identification Policy	Dulal Ahmed	Officers
5 December 2019 - CANCELLED		
6 February 2020		
Fees and Charges Pricing Strategy 2020/21	Julie Rogers	Officers

Air Quality & Health Strategy and Modelling Assessment Update	Mat Kiely	Officers
Violence Against Women and Girls Strategy Report	Michelle Cunningham	Officers
Recycling Pilot for Communal Buildings	Daren Spring	Officers

Further Reports for potential discussion:

- Food Waste

Reports for 2020/21:

- Community Safety Partnership Gangs Report (Michelle Cunningham)
- Public Health and Wellbeing Report on Gangs (Michelle Cunningham)
- Report on CCTV Public Identification Policy – to be added to the first meeting
- Land Strategy (Julie Rogers)
- Recycling Officer Role and Activities (Daren Spring / Marcelle Puttergill)
- Trading Standards (Gavin Dennett)
- Animal Welfare (Gavin Dennett)
- Council Funded Community Policing Team (Michelle Cunningham)
- Waste Vision and Strategy (Julie Rogers / Daren Spring)
- Sports Strategies (Indoor Built Facilities and Playing Pitches) (Jahur Ali)
- Flats Recycling Pilot (Marcelle Puttergill)

Clerk: Jenny Shade

Last Updated: January 2020